


RESEARCH ARTICLE

Open Access



# How has the cost of antiretroviral therapy changed over the years? A database analysis in Italy

Lucia Taramasso<sup>1,2</sup>, Federica Demma<sup>3</sup>, Rossella Bitonti<sup>3</sup>, Antonio Ferrazin<sup>4</sup>, Barbara Giannini<sup>5</sup>, Mauro Giacomini<sup>5</sup>, Sabrina Beltramini<sup>6</sup>, Elisabetta Sasso<sup>6</sup>, Claudio Viscoli<sup>1,4</sup> and Antonio Di Biagio<sup>4\*</sup> 

## Abstract

**Background:** The number of human immunodeficiency virus (HIV)-related hospitalizations has decreased worldwide in recent years, due to the availability of combined antiretroviral therapies (cART). The present analysis aimed to analyse the economic, and clinical burden of HIV management, after the introduction of systematic use of cART.

**Methods:** Data from HIV-infected patients, treated at Policlinico San Martino Hospital in Genova (Italy) were retrospectively collected. A comparison between years 2009 and 2015 was performed. HIV-related admissions were identified by using the Diagnosis-Related Group (DRG) codes. The resource consumption of outpatient services was derived by using a modelling approach. Expenditure for drugs was also analysed, as aggregate data.

**Results:** The number of HIV-infected patients was 898 in 2009 and 1006 in 2015. Overall, the virological success rate improved from 2009 to 2015, as the percentage of patients with HIV-RNA < 50 copies/mL increased from 79 to 89% ( $P < 0.05$ ). The average incidence of hospitalizations per-patient decreased from 0.30 in 2009, to 0.13 in 2015. Average expenditure per-patient decreased from €10,107 in 2009 to €9063 in 2015.

**Conclusions:** The present analysis confirmed the role of cART in controlling HIV viral load and, consequently, in reducing hospitalizations, admissions to day-hospital and the use of outpatient services. Clinical improvements and economic savings more than compensated the investments required to treat HIV-infected patients with cART. Health Authorities should invest in modern cART supply and universal treatment, to use at best the available resources and obtain a cost-effective improvement of health in people living with HIV. Additional research, with the involvement of different centers and the use of patient-specific data, are recommended to consolidate the findings of this analysis.

**Keywords:** HIV, AIDS, cART, Antiretroviral, Burden, Cost, Hospitalization

## Background

Recent published literature confirms that the number of persons living with human immunodeficiency virus (PLWHIV) is still rising [1]. There were approximately 36.7 million people worldwide living with human immunodeficiency virus (HIV) or acquired immune deficiency syndrome (AIDS) at the end of 2016 [1] and

130,000 living with HIV in Italy [2]. With the introduction of combined antiretroviral therapy (cART), PLWHIV have longer life expectancy and better quality of life than in the past [3]. As a consequence, HIV care is now ranking as one of the most expensive chronic diseases. Factors like: i) growth of HIV prevalence [4] ii) increase of costs of newer antiretrovirals [5]; iii) larger number of patients on chronic therapy [4, 6]; iv) guidelines suggesting early prescription of cART [7] and v) early access to treatment as prevention, are the drivers of increasing expenditure in HIV [8]. On the other side, several studies are showing

\* Correspondence: [antonio.dibiagio@hsanmartino.it](mailto:antonio.dibiagio@hsanmartino.it)

<sup>4</sup>Infectious Diseases Unit, Department of Internal Medicine, Policlinico Hospital San Martino, Genoa, Italy

Full list of author information is available at the end of the article



that the number of HIV-related hospitalizations has decreased in recent years, primarily because of the availability of cART and, consequently, because of the declining of the incidence of advanced HIV cases [9–11]. Although antiretroviral therapy is expensive, its cost-effectiveness has been demonstrated in several analyses [12–14]. Given the opposite trend in expenditure drivers (drugs vs hospitalizations), detailed cost analyses are crucial to measure economic cost-offset. Despite several studies investigating the impact of the reduction in HIV/AIDS-related morbidity and hospitalizations in the cART era are available [8, 15, 16], breakdown of costs (i.e. between hospital, pharmacological, outpatient, etc.) has not been thoroughly characterized. This study is an attempt to achieve a better understanding of the factors affecting HIV-related hospitalizations and costs to optimize the resource allocation.

## Methods

### Study objective

To analyse the economic, clinical burden changes in HIV management, after the introduction of systematic cART prescription in last years. A comparison of the data observed in years 2009 and 2015 was performed.

### Study design

This study was an observational, retrospective analysis performed using Italian National Healthcare System (NHS) data.

### Data source

All data were collected on the MedInfo online platform enclosed in Ligurian HIV Network; ([www.reteligureHIV.it](http://www.reteligureHIV.it)). The Medinfo platform is an online database for anonymous and automatic data collection (laboratory test and clinical information) of HIV-infected patients followed in the main hospitals of Liguria (Italy) [17]. The platform is based on a web service-oriented architecture that supports the automatic and prospective transfer of laboratory data from the electronic medical records to the Ligurian HIV Network database [18]. The use of the Ligurian HIV Network database was approved by the Ligurian Ethics Committee (28 August 2013).

### Inclusion criteria

The analysis was conducted on a cohort of patients followed-up by the Infectious Disease Department of Policlinico San Martino Hospital of Genova (Italy). Patients with confirmed HIV infection diagnosis were identified as patients with at least one laboratory examination (CD4+ T cell count and HIV-RNA) per year.

### Data collection

The following resource consumption data were collected in the analysis: i) HIV-related hospitalizations / day hospital (DH); ii) outpatient services, visits and exams; iii) pharmacological treatment. HIV-related admissions were identified using the Diagnosis-Related Group (DRG) codes, 488 (HIV with extensive procedure), 489 (HIV with major related condition), 490 (HIV with or without other related condition), based on the International Classification of Diseases (ICD-9). Hospitalization data were available in aggregate form. However, for a subgroup of hospitalizations (43% of total hospitalizations in 2009 -  $N = 115$  of 265- and 91% in 2015 -  $N = 117$  of 129 -) a patient database, reporting individual hospital admissions, was available. A detailed analysis of such patient-level records was performed to estimate: i) severity of the disease (indicating clinical burden and considering patients' co-morbidities and other clinical information coded during the discharge); ii) appropriateness (objective index taking into account patient characteristics, type of service provided, length of stay -LOS-, intensity of care, and level of physician involvement [19]); iii) diagnosis; iv) in-hospital mortality. A cost analysis was performed by comparing total costs between 2009 and 2015. In absence of hospital micro-costing data, hospital costs were estimated through DRG tariffs. The Italian public hospitals are remunerated for their services through fixed DRG-specific tariffs, which are set at national level and then (possibly) adapted by the Regions. The national tariffs are good proxies of standard costs sustained by the hospital (including fixed costs, such as staff and overheads, buildings, and equipment, plus variable costs, such as, patient care supplies, diagnostic and therapeutic supplies, etc.). Therefore, hospitalizations costs were estimated using the distribution of the three DRG of interest, in the subgroup of hospitalizations for which all the information was available (as per above, 43% in 2009 and 91% in 2015). The incidence values of the three DRG were then multiplied by the respective Italian tariffs [20], to calculate a weighted average hospital cost (see Additional file 1: Table S1). Similarly, the resource consumption for DH was modelled using a weighted average cost calculated by using the latest national tariffs available (2013) [20] and the number of admissions registered in Italy in years 2009 [21] and 2015 [22] (see Additional file 1: Table S1). To estimate resource consumption for outpatient services, it was assumed that patients with HIV-RNA < 50 copies/mL had 2.5 visits and exams per year (see Additional file 1: Table S2) while patients with HIV-RNA > 50 copies/mL had 4.5 visits and exams per year, according to internal hospital monitoring guidelines. The average number of visits was then multiplied by the respective Italian tariff (code 89.7;

Additional file 1: Table S2) [23]. Since frequency of monitoring could vary among hospitals, to adopted clinical practice, two sensitivity analyses were run, by assuming the same number of visits and exams for all patients, regardless of viral load (Alternative Case A: 2.5 visits and exams per year; Alternative Case B: 4.5 visits and exams per year). Drug expenditure was analysed at an aggregate level. Prescriptions of treatments associated with the following ATC (Anatomical Therapeutic Chemical Classification System) codes were considered: J05AE, protease inhibitors (PI); J05AF, nucleoside and nucleotide reverse transcriptase inhibitors (NRTI); J05AG, non-nucleoside reverse transcriptase inhibitors (NNRTI); J05AR, fixed-dose combination regimens (FDC); J05AX, other antivirals (integrase, fusion and entry inhibitors). All data were processed and analysed anonymously.

### Statistical analysis

Standard descriptive statistics were used to analyse patients' characteristics at baseline. All continuous variables were expressed as means (standard deviation) or medians (interquartile range, IQR). Categorical data were presented as percentages. For patient-level data, all tests were two-sided and a  $P$ -value less than 0.05 was considered statistically significant. T-test for continuous variables, chi-square test for categorical variables, z-test to compare two sample proportions for binary variables were used to detect differences between the two groups (year 2009 vs year 2015) and Mann-Whitney (rank-sum) test to compare the medians of the two groups (year 2009 vs year 2015). For aggregate data no statistical testing was conducted. Statistical analyses and calculations were performed using both Microsoft Excel 2010 (Microsoft Corporation, Redmond, WA, USA) and STATA software, release 13 (StataCorp. 2015. Stata Statistical Software: Release 13. College Station, TX: Stata-Corp LP).

## Results

### Patients' characteristics

A total of  $N = 898$  subjects were diagnosed with HIV infection and included in the analysis in year 2009, and  $N = 1006$  in year 2015. The mean age among patients undergoing at least one hospitalization was 47 years in 2009, and 49 years in 2015. The mean CD4+ T cell count increased over the study period, from 501 cells/mm<sup>3</sup> (SD: 280.55) in 2009, to 637 cells/mm<sup>3</sup> (SD: 337.94) in 2015 ( $P < 0.05$ ). The percentage of patients with optimal viral suppression (i.e. HIV-RNA persistently  $< 50$  copies/mL) grew from 79% in 2009 to 89% in 2015 ( $P < 0.05$ ).

### Hospitalizations (aggregate data analysis)

The average incidence of hospital admissions decreased during the observed period, from 0.30 episodes per-patient in year 2009, to 0.13 in year 2015 ( $P = 0.000$ ). The average incidence of DH services decreased during the observed period, from 0.10 episodes per-patient in year 2009, to  $\approx 0.00$  in year 2015 ( $P = 0.000$ ). The severity index of hospitalizations and DH increased from 1.65 in year 2009 to 1.90 in year 2015 and from 1.54 to 1.81, respectively.

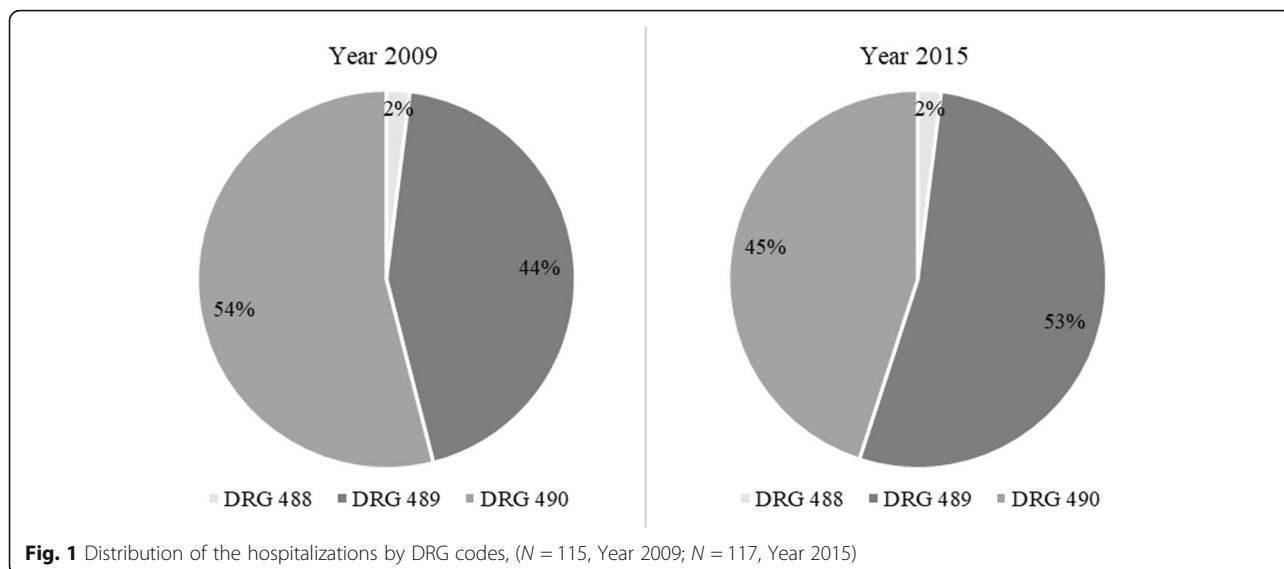
### Hospitalizations (disaggregate, per-patient level analysis)

To ensure that patients' characteristics in years 2009 and 2015 were similar, statistical tests on available data ( $N = 115$  of 265 hospitalizations in 2009 and  $N = 117$  of 129 in 2015) were conducted.

The proportion of male patients was not statistically different between 2009 and 2015 (69% vs 73%,  $P = 0.604$ ). Similarly, the severity index of hospitalizations and the proportion of non-Italian patients' nationality were not different ( $P = 0.243$  and  $P = 0.245$ , respectively). Instead, mean age was statistically different in 2009 and 2015 (45 vs 48 years,  $P = 0.009$ ), but perhaps such difference would be considered not relevant from an economic perspective (i.e. not plausible that resource consumption would change if age difference  $< 10$  years, at least).

A trend of increasing proportion of hospitalizations associated with the DRG code 489 (HIV with major related condition), was observed over time, but again, the difference was not statistically significant when comparing 2009 vs 2015 ( $P = 0.415$ ; Fig. 1).

The proportion of appropriate hospitalizations numerically increased from 46% in 2009 to 54% in 2015 ( $P = 0.465$ ), while the rate of pre-planned hospitalizations decreased from 10% in 2009 to 2% in 2015 ( $P = 0.009$ ). The median LOS increased from 10 days (IQR: 5–16 days) in 2009 to 13 days (IQR: 7–19 days) in 2015 ( $P = 0.0331$ ). Aetiology leading to hospitalizations was categorized as either directly or non-directly related to HIV. Hospitalizations associated with a primary diagnosis of HIV increased over the study period from 84% (2009) to 95% (2015,  $P = 0.008$ ). A detailed analysis of secondary diagnoses and procedures performed during hospitalizations in the two study periods is shown in Figs. 2 and 3. In this analysis an increase in cryptococcosis and encephalopathy secondary diagnosis was observed over time. Moreover, procedures changed over the period of observation. In 2009 the main procedure was ultrasound diagnostic (abdominal and other side) while in 2015 procedures performed more frequently were non-venous catheterization and blood transfusion which suggest a greater severity of PLWHIV. Finally, a decreasing trend of in-hospital mortality was observed (from 6.1% in 2009 to 5.1% in 2015;  $P = 0.751$ ).



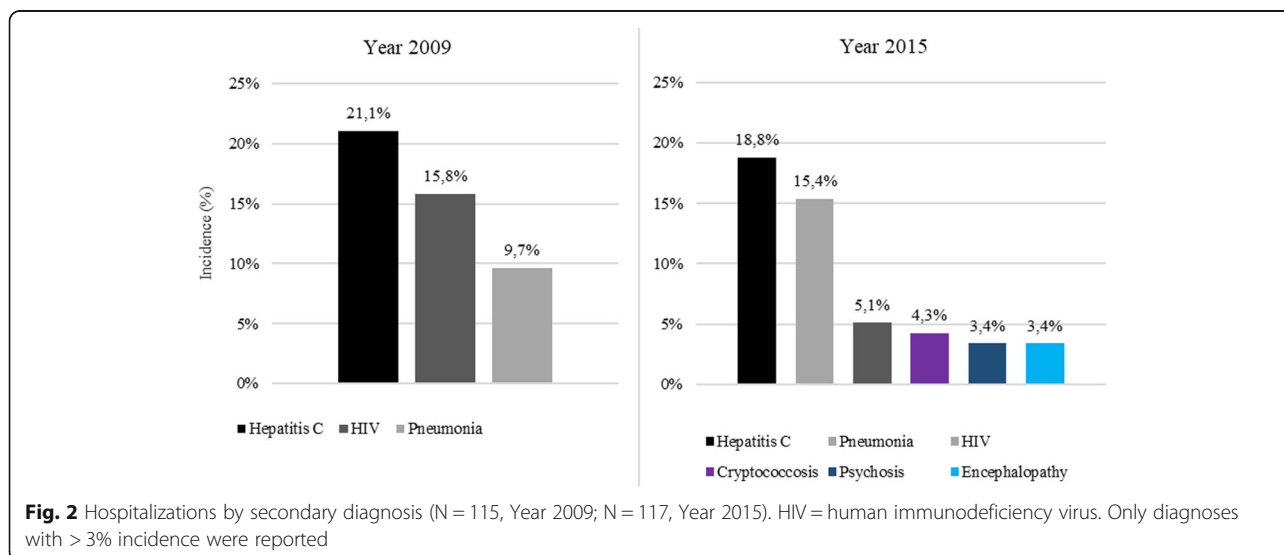
**Costs**

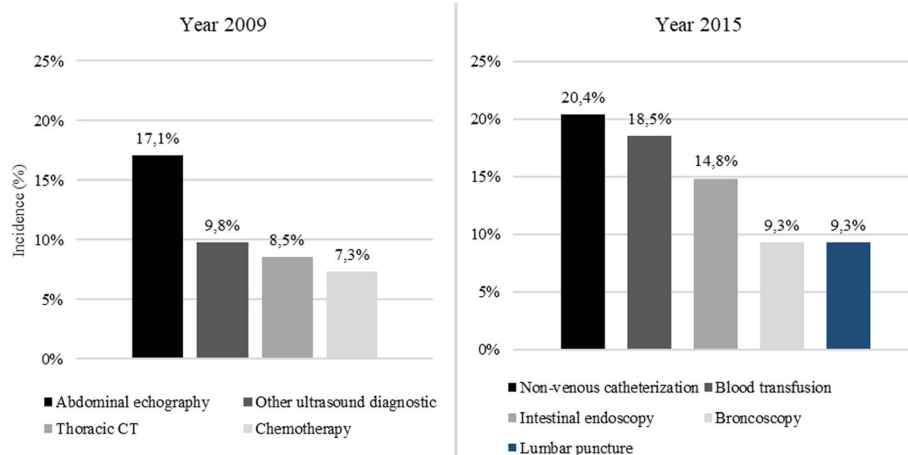
Costs of ambulatory care, exams and drugs increased from year 2009 to year 2015, whereas costs for hospitalizations and DH admissions decreased (Table 1). In the Base-case analysis the mean cost per-patient decreased from €10,107 in 2009 to €9063 in 2015, because of two factors: i) reduction of the hospitalization rate, from 29.5 to 12.8%, respectively in 2009 and in 2015 ( $P = 0.000$ , see Additional file 1: Table S1); ii) almost complete elimination of the day hospital service (see Additional file 1: Table S1). Figure 4 shows the distribution of pharmaceutical expenditure, in the Base-case analysis: an increase in the expenditure for “other antivirals” and a decrease in the expenditure for NRTI were basically observed over time.

Sensitivity analyses on number of visits and exams confirmed robustness of Base-case analysis findings. In both Alternative Cases (A and B), per patients costs remained lower in the 2015 cohort compared to the 2009 cohort (absolute difference: -€1030 in both cases). Such findings confirm that monitoring costs are marginal, compared with drug costs and hospitalization costs.

**Discussion**

Since 1996, the introduction of cART has improved life expectancy and quality of life of PLWHIV [24]. Nevertheless, adoption of cART at lower CD4 + T lymphocyte counts and with new and more expensive antiretrovirals has triggered increased treatment costs [25–27]. In addition, the use of highly active antiretroviral therapy





**Fig. 3** Hospitalizations by procedure ( $N = 115$ , Year 2009;  $N = 117$ , Year 2015). CT = tomography. Only procedures with > 5% incidence were reported

(HAART) has shown greater potential of preventing HIV transmission [28]. In their study, Nosyk and Montaner have shown that the cost-effectiveness of HAART roll-out has been significantly underestimated, as economic analyses have thus far not considered the secondary benefits of HAART, chief among them the impact of HAART on HIV transmission.

The present analysis demonstrated that the increase in the expenditure for cART (from €9.08 million in 2009, to €9.10 million in 2015) was offset by a decrease in other healthcare costs, such as hospitalizations and day-hospital services. Moreover, the mean cost of cART per-patient decreased from 2009 to 2015 (from €10,107 to €9063, respectively), despite a higher use of newer

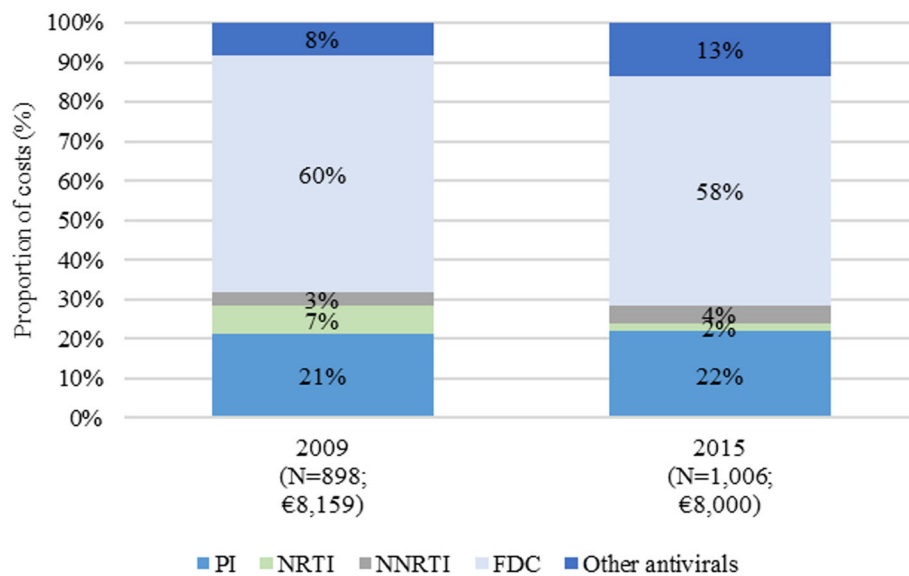
**Table 1** Results of the cost analysis

Results	Item of expenditure	Total cohort analysis		Per-patient analysis	
		Cost in Year 2009, € ( $N = 898^a$ )	Cost in Year 2015, € ( $N = 1006^b$ )	Cost in Year 2009, € ( $N = 898^a$ )	Cost in Year 2015, € ( $N = 1006^b$ )
Base-case analysis	Ambulatory care	51,175	54,770	57	54
	Exams	233,903	250,334	260	249
	Drugs	7,326,869	8,048,078	8159	8000
	Hospitalizations	1,439,526	763,662	1603	759
	Day-hospital access	24,924	540	28	1
	<b>Total per year</b>	<b>9,076,397</b>	<b>9,117,384</b>	<b>10,107</b>	<b>9063</b>
Sensitivity analysis (Alternative Case A)	Ambulatory care	46,382	51,960	52	52
	Exams	211,995	237,491	236	236
	Drugs	7,326,869	8,048,078	8159	8000
	Hospitalizations	1,439,526	763,662	1603	759
	Day-hospital access	24,924	540	28	1
	<b>Total per year</b>	<b>9,049,696</b>	<b>9,101,731</b>	<b>10,078</b>	<b>9047</b>
Sensitivity analysis (Alternative Case B)	Ambulatory care	83,487	93,528	93	93
	Exams	381,592	427,485	425	425
	Drugs	7,326,869	8159	1603	759
	Hospitalizations	1,439,526	1603	28	1
	Day-hospital access	24,924	28	8159	8000
	<b>Total per year</b>	<b>9,256,398</b>	<b>9,333,293</b>	<b>10,308</b>	<b>9278</b>

<sup>a</sup> $N = 782$  patients (87%) with HIV-RNA < 50 copies/ml;  $N = 116$  patients (13%) with HIV-RNA > 50 copies/ml

<sup>b</sup> $N = 938$  patients (93%) with HIV-RNA < 50 copies/ml;  $N = 68$  patients (7%) with HIV-RNA > 50 copies/ml





**Fig. 4** Composition of drug expenditure among ATC code J05A products. J05A = Direct Acting Antivirals; PI = protease inhibitors; NRTI = nucleoside and nucleotide reverse transcriptase inhibitors; NNRTI = non-nucleoside reverse transcriptase inhibitors; FDC = fixed-dose combination regimens

drugs, such as integrase strand inhibitor and single tablet regimens.

Furthermore, this saving was accompanied by an improvement in immunological profile (higher mean CD4+ T lymphocytes counts) and HIV-RNA control (higher proportion of patients with HIV-RNA < 50 copies/ml) achieved during the study period. Indeed, an optimized use of cART, combined with a stricter regional policy for the containment of healthcare services [29], might have determined the lower incidence of hospital admissions observed in 2015 compared to 2009 and consequently a decreasing of total expenditure per patient.

Importantly, although the severity of the patients rose in 2015, the in-hospital mortality decreased from 6.1% in 2009 to 5.1% in 2015. Thus, not only the reduction of the overall costs for patient in year 2015 was achieved, but also all the patients related outcomes examined in this study improved.

The improvement of clinical outcomes and the reduction in health care consumption more than compensated the high expenditure required for cART.

In this analysis the benefit of the introduction of direct-acting antiviral agents (DAA) is not yet evident. In 2016 a new therapy era where HCV (hepatitis C virus) can be cured has begun, with remarkable results also in real-life settings and in special populations such as HCV/HIV-co-infected patients [30–32].

Furthermore, the increasing in cryptococcosis and encephalopathy, observed in our study, are a distinctive condition of a late presentation of HIV [33–35]. After many years since the beginning of the HIV epidemics, still 15–38% of patients with HIV infection

continue to be diagnosed late. Late presenters demonstrate a less favorable clinical outcome and they produce a considerable and unnecessary burden for the healthcare system [36, 37].

This study has a few limitations, the most important of which concerns the “mixed” approach followed for the analysis. Aggregate data were partially used in the present analysis, while a patient-based method should be preferred, ideally. A comprehensive patient-based method should have even allowed to conduct cost analyses stratified by immunological profile/virologic control or adjusted analyses. The availability of a limited proportion of disaggregate, patient-level data for year 2009 could have influenced the significance of some results and their representativity. Furthermore, a general change in health policies in last years, aimed at containing costs, especially during the period of economic crisis, might have played a role in the changing of type and number of hospitalizations that we found in our study. Moreover, some costs were derived from assumptions (i.e. ambulatory cares and hospitalizations/DH) and this could have introduced some form of variability. Nevertheless, we do not believe these factors have substantially biased the final direction of the results, which remain valid. Finally, we believe that such results are representative of the Italian context but differences among systems of reimbursement and tariffs applied by health care services worldwide limit the applicability of the conclusions obtained by this study to other international experiences. Apart from the above-mentioned limitations, the results of the present analysis provided a pharmaco-economic view on how cART use can impact both the clinical and

economic burden of HIV. cART has transformed the management of PLWHIV over the past quarter century. However, the next years are crucial, the introduction of new drugs (TAF, new single tablet regimen INSTI based, protease inhibitor STR) will help to further improve antiretroviral treatment.

## Conclusion

The present analysis confirmed the role of cART in controlling HIV in a more effective way and, consequently, in reducing the burden of patients requiring hospitalization, admission to day-hospital and outpatient services. The gain in clinical outcomes and the reduction in health care consumption more than compensate the high expenditure required for cART. Health Authorities should invest in modern cART supply and universal treatment, to use at best the available resources and obtain a cost-effective improvement of health in people living with HIV. Additional research, with the involvement of different centers and the use of patient-specific data, are recommended to consolidate the findings of this analysis.

## Additional file

**Additional file 1: Table S1.** Results of the hospital care expenditure analysis. **Table S2.** Unit costs considered to evaluate ambulatory care expenditure. (DOCX 18 kb)

## Abbreviations

AIDS: Acquired Immune Deficiency Syndrome; ALT: Alanine aminotransferase; AST: Aspartate aminotransferase; ATC: Anatomical Therapeutic Chemical Classification System; cART: Combined Antiretroviral Therapies; CD4 + : CD4+ T Lymphocyte; CT: Tomography; DAA: Direct-Acting Antiviral Agents; DH: Day Hospital; DRG: Diagnosis-Related Group; FDC: Fixed-Dose Combination Regimens; HDL: Cholesterol high-density lipoprotein; HIV: Human Immunodeficiency Virus; ICD: International Classification of Diseases; INSTI: Integrase Strand Transfer Inhibitor; IQR: Interquartile Range; LDL: Cholesterol high-density lipoprotein; LOS: Length Of Stay; NHS: National Healthcare System; NNRTI: Non-Nucleoside Reverse Transcriptase Inhibitors; NRTI: Nucleoside And Nucleotide Reverse Transcriptase Inhibitors; PLWHIV: Persons living with human immunodeficiency virus; PI: Protease inhibitors; RNA: Ribonucleic acid; SD: Standard deviation; STR: Single Tablet Regimen; TAF: Tenofovir alafenamide

## Funding

Merck provided funding for the editorial support of this article. Merck did not actively participate in any of the study activities (i.e. data collection, study design, data analysis, manuscript preparation).

## Availability of data and materials

The data that support the findings of this study were used under agreement for the current study and so are not publicly available.

## Authors' contributions

All authors have contributed equally to the work. Every author: i) have made substantial contributions to conception and planning of the work that led to the manuscript or acquisition, analysis and interpretation of the data or both; ii) have been involved in drafting the manuscript or revising it critically for important intellectual content; iii) have given final approval of the version to be published. Moreover, all authors have participated sufficiently in the work to take public responsibility for the entire content of the manuscript.

## Ethics approval and consent to participate

Ethics approvals were granted by the Ligurian Ethics Committee (approved on 28 August, 2013, 2/2013). Informed consent for the use of anonymized data for scientific purposes was signed by all patients admitted to Hospital and included in the study.

## Consent for publication

Not applicable.

## Competing interests

The authors declare that they have no competing interests.

## Publisher's Note

Springer Nature remains neutral with regard to jurisdictional claims in published maps and institutional affiliations.

## Author details

<sup>1</sup>Infectious Diseases Unit, University of Genova (DISSAL), Policlinico Hospital San Martino, Genoa, Italy. <sup>2</sup>Infectious Diseases Unit, Department of Internal Medicine, Fondazione IRCCS Ca' Granda Ospedale Maggiore Policlinico, Milan, Italy. <sup>3</sup>EBMA Consulting, Melegnano, Milan, Italy. <sup>4</sup>Infectious Diseases Unit, Department of Internal Medicine, Policlinico Hospital San Martino, Genoa, Italy. <sup>5</sup>Department of Informatics Biengineering, Robotics, and Systems Engineering (DIBRIS), University of Genova, Genoa, Italy. <sup>6</sup>Department of Pharmacy, Policlinico Hospital San Martino, Genoa, Italy.

Received: 2 January 2018 Accepted: 29 August 2018

Published online: 06 September 2018

## References

- UNAIDS. GLOBAL HIV STATISTICS. In: Fact sheet - latest global and regional statistics on the status of the AIDS epidemic; 2017. [http://www.unaids.org/sites/default/files/media\\_asset/UNAIDS\\_FactSheet\\_en.pdf](http://www.unaids.org/sites/default/files/media_asset/UNAIDS_FactSheet_en.pdf). Accessed 6 June 2018.
- UNAIDS. HIV and AIDS estimates in Italy, 2016. <http://www.unaids.org/en/regionscountries/countries/italy>. Accessed 6 June 2018.
- Greg B, Robert G, Veronica M, et al. Monitoring of long-term toxicities of HIV treatments: an international perspective. *AIDS*. 2003;17:2407–17.
- Quiros-Roldan E, Magoni M, Raffetti E, et al. The burden of chronic diseases and cost-of-care in subjects with HIV infection in a Health District of northern Italy over a 12-year period compared to that of the general population. *BMC Public Health*. 2016;16:1146.
- Torti C, Casari S, Palvarini L, et al. Modifications of health resource-use in Italy after the introduction of highly active antiretroviral therapy (HAART) for human immunodeficiency virus (HIV) infection. Pharmacoeconomic implications in a population-based setting. *Health Policy*. 2003;65(3):261–7.
- Magoni M, Scarcella C, Vassallo F, et al. The evolving burden of HIV infection compared with other chronic diseases in northern Italy. *HIV Medicine*. 2011;12:129–37.
- Italian Society of Infectious and Tropical Disease (SIMIT) and Minister of Health. Italian Guidelines on the use of Antiretroviral Therapy and the diagnostic-clinical management of people infected by HIV-1. 2017. [http://www.salute.gov.it/imgs/C\\_17\\_pubblicazioni\\_2696\\_allegato.pdf](http://www.salute.gov.it/imgs/C_17_pubblicazioni_2696_allegato.pdf). Accessed 6 June 2018.
- Tontodonati M, Cenderello G, Celesia BM, et al. Cost of HAART in Italy: multicentric evaluation and determinants from a large HIV outpatient cohort. *Clinicoecon Outcomes Res*. 2015;7:27–35.
- Fleishman JA, Hellinger FH. Recent trends in HIV-related inpatient admissions 1996–2000: a 7-state study. *J Acquir Immune Defic Syndr*. 2003;34:102–10.
- Torres RA, Barr M. Impact of combination therapy for HIV infection on inpatient census. *N Engl J Med*. 1997;336:1531–3.
- Paul S, Gilbert HM, Ziecheck W, et al. The impact of potent antiretroviral therapy on the characteristics of hospitalized patients with HIV infection. *AIDS*. 1999;13:415–8.
- Marcellusi A, Viti R, Russo S, et al. Early treatment in HIV patients: a cost-utility analysis from the Italian perspective. *Clin Drug Investig*. 2016;36(5):377–87.
- Mauskopf J, Brogan AJ, Talbird SE, et al. Cost-effectiveness of combination therapy with etravirine in treatment-experienced adults with HIV-1 infection. *AIDS*. 2012;26(3):355–64.
- Walensky RP, Sax PE, Nakamura YM, et al. Economic savings versus health losses: the cost-effectiveness of generic antiretroviral therapy in the United States. *Ann Intern Med*. 2013;158(2):84–92.

15. Rizzardini G, Restelli U, Bonfanti P, et al. Cost of human immunodeficiency virus infection in Italy, 2007–2009: effective and expensive, are the new drugs worthwhile? *Clinicoecon Outcomes Res.* 2012;4:245–52.
16. Colombo GL, Di Matteo S, Antinori A, et al. Economic evaluation of initial antiretroviral therapy for HIV-infected patients: an update of Italian guidelines. *Clinicoecon Outcomes Res.* 2013;5:489–96.
17. Fraccaro P, et al. The Ligurian human immunodeficiency virus clinical network: a web tool to manage patients with human immunodeficiency virus in primary care and multicenter clinical trials. *Med.* 2013;2(2):e5.
18. Gazzarata R, Giannini B, Giacomini M. A SOA-based platform to support clinical data sharing. *Journal of healthcare engineering*, vol. 2017, article ID 2190679, 24 pages, 2017.
19. Sticca G, Filocamo A, Di Domenicantonio R, et al. Evaluation of the appropriateness of hospital admissions with the Italian version of the AEP in a university hospital. *Ann Ig.* 2006;18(1):63–73.
20. Ministry of Health. Hospitalization service tariffs. Supplement no. 8; Official Gazette no. 23; January 28, 2013. <http://www.gazzettaufficiale.it/eli/gu/2013/01/28/23/so/8/sg/pdf>. Accessed 22 Aug 2017.
21. Ministry of Health. Annual report on hospitalization, 2009. [http://www.salute.gov.it/imgs/C\\_17\\_pubblicazioni\\_1491\\_allegato.pdf](http://www.salute.gov.it/imgs/C_17_pubblicazioni_1491_allegato.pdf). Accessed 22 Aug 2017.
22. Ministry of Health. Annual report on hospitalization, 2015. [http://www.salute.gov.it/imgs/C\\_17\\_pubblicazioni\\_2548\\_allegato.pdf](http://www.salute.gov.it/imgs/C_17_pubblicazioni_2548_allegato.pdf). Accessed 22 Aug 2017.
23. Ministry of Health. Outpatient service tariffs. Supplement no. 8; Official Gazette no. 23; January 28, 2013. <http://www.gazzettaufficiale.it/eli/gu/2013/01/28/23/so/8/sg/pdf>. Accessed 22 Aug 2017.
24. Althoff KN, Smit M, Reiss P, et al. HIV and ageing: improving quantity and quality of life. *Curr Opin HIV AIDS.* 2016 Sep;11(5):527–36.
25. Levy A, Johnston K, Annemans L, et al. The impact of disease stage on direct medical costs of HIV management: a review of the international literature. *Pharmacoeconomics.* 2010;28(Suppl 1):35–47.
26. Danel C, Moh R, Gabillard D, et al. TEMPRANO ANRS 12136 Study Group, a trial of early Antiretrovirals and isoniazid preventive therapy in Africa. *N Engl J Med.* 2015;373(9):808–22.
27. Lundgren JD, Babiker AG, Gordin F, et al. INSIGHT START Study Group initiation of antiretroviral therapy in early asymptomatic HIV infection. *N Engl J Med.* 2015;373(9):795–807.
28. Nosyk B, Montaner JSG, et al. The evolving landscape of the economics of HIV treatment and prevention. *PLoS Med.* 2012;9(2):e1001174.
29. Region Liguria. Regional Council Resolution no. 754 of 25 June 2010: binding directive pursuant to Art 8 of the L.R. 41/2006: regulation of hospital admissions in medical Day Hospital and establishment of Daycare Outpatient Service (DSA) organizational model. [http://www.alisa.liguria.it/index.php?option=com\\_docman&task=cat\\_view&gid=101&limit=5&limitstart=55&order=name&dir=ASC&Itemid=133](http://www.alisa.liguria.it/index.php?option=com_docman&task=cat_view&gid=101&limit=5&limitstart=55&order=name&dir=ASC&Itemid=133). Accessed 2 Nov 2017.
30. Milazzo L, Lai A, Calvi E, et al. Direct-acting antivirals in hepatitis C virus (HCV)-infected and HCV/HIV-coinfected patients: real-life safety and efficacy. *HIV Med.* 2017 Apr;18(4):284–91.
31. Andreoni M, Teti E, Antinori A, et al. Ombitasvir/Paritaprevir/ritonavir and Dasabuvir combination treatment in patients with HIV/HCV co-infection: results of an Italian compassionate use program. *Clin Infect Dis.* 2017;64(5):680–3.
32. Taramasso L, Madeddu G, Ricci E, CISAI study group, et al. Raltegravir-based therapy in a cohort of HIV/HCV co-infected individuals. *Biomed Pharmacother.* 2015;69:233–6.
33. Taramasso L, Tatarelli P, Di Biagio A. Bloodstream infections in HIV-infected patients. *Virulence.* 2016;7(3):320–8.
34. Reekie J, Gatell JM, Yust I, et al. Fatal and nonfatal AIDS and non-AIDS events in HIV-1-positive individuals with high CD4 cell counts according to viral load strata. *AIDS.* 2011;25(18):2259–68.
35. Ellis RJ, Badiee J, Vaida F, et al. CD4 nadir is a predictor of HIV neurocognitive impairment in the era of combination antiretroviral therapy. *AIDS.* 2011;25(14):1747–51.
36. Mocroft A, Lundgren J, Antinori A, et al. Late presentation for HIV care across Europe: update from the collaboration of observational HIV epidemiological research Europe (COHERE) study, 2010 to 2013. *Euro Surveill.* 2015;20(47)
37. Chen RY, Accortt NA, Westfall AO, et al. Distribution of health care expenditures for HIV-infected patients. *Clin Infect Dis.* 2006;42(7):1003–10.

**Ready to submit your research? Choose BMC and benefit from:**

- fast, convenient online submission
- thorough peer review by experienced researchers in your field
- rapid publication on acceptance
- support for research data, including large and complex data types
- gold Open Access which fosters wider collaboration and increased citations
- maximum visibility for your research: over 100M website views per year

**At BMC, research is always in progress.**

Learn more [biomedcentral.com/submissions](https://biomedcentral.com/submissions)

