

Mortality and pulmonary complications in patients undergoing surgery with perioperative SARS-CoV-2 infection: an international cohort study

COVIDSurg Collaborative*



Summary

Background The impact of severe acute respiratory syndrome coronavirus 2 (SARS-CoV-2) on postoperative recovery needs to be understood to inform clinical decision making during and after the COVID-19 pandemic. This study reports 30-day mortality and pulmonary complication rates in patients with perioperative SARS-CoV-2 infection.

Methods This international, multicentre, cohort study at 235 hospitals in 24 countries included all patients undergoing surgery who had SARS-CoV-2 infection confirmed within 7 days before or 30 days after surgery. The primary outcome measure was 30-day postoperative mortality and was assessed in all enrolled patients. The main secondary outcome measure was pulmonary complications, defined as pneumonia, acute respiratory distress syndrome, or unexpected postoperative ventilation.

Findings This analysis includes 1128 patients who had surgery between Jan 1 and March 31, 2020, of whom 835 (74.0%) had emergency surgery and 280 (24.8%) had elective surgery. SARS-CoV-2 infection was confirmed preoperatively in 294 (26.1%) patients. 30-day mortality was 23.8% (268 of 1128). Pulmonary complications occurred in 577 (51.2%) of 1128 patients; 30-day mortality in these patients was 38.0% (219 of 577), accounting for 81.7% (219 of 268) of all deaths. In adjusted analyses, 30-day mortality was associated with male sex (odds ratio 1.75 [95% CI 1.28–2.40], $p < 0.0001$), age 70 years or older versus younger than 70 years (2.30 [1.65–3.22], $p < 0.0001$), American Society of Anesthesiologists grades 3–5 versus grades 1–2 (2.35 [1.57–3.53], $p < 0.0001$), malignant versus benign or obstetric diagnosis (1.55 [1.01–2.39], $p = 0.046$), emergency versus elective surgery (1.67 [1.06–2.63], $p = 0.026$), and major versus minor surgery (1.52 [1.01–2.31], $p = 0.047$).

Interpretation Postoperative pulmonary complications occur in half of patients with perioperative SARS-CoV-2 infection and are associated with high mortality. Thresholds for surgery during the COVID-19 pandemic should be higher than during normal practice, particularly in men aged 70 years and older. Consideration should be given for postponing non-urgent procedures and promoting non-operative treatment to delay or avoid the need for surgery.

Funding National Institute for Health Research (NIHR), Association of Coloproctology of Great Britain and Ireland, Bowel and Cancer Research, Bowel Disease Research Foundation, Association of Upper Gastrointestinal Surgeons, British Association of Surgical Oncology, British Gynaecological Cancer Society, European Society of Coloproctology, NIHR Academy, Sarcoma UK, Vascular Society for Great Britain and Ireland, and Yorkshire Cancer Research.

Copyright © 2020 The Author(s). Published by Elsevier Ltd. This is an Open Access article under the CC BY-NC-ND 4.0 license.

Introduction

Severe acute respiratory syndrome coronavirus 2 (SARS-CoV-2) has now spread to most countries, with WHO declaring a COVID-19 pandemic on March 11, 2020.¹ The pandemic has tested the resilience of health-care systems, including hospitals, which were largely unprepared for the scale of the pandemic.² Patients having surgery are a vulnerable group at risk of SARS-CoV-2 exposure in hospital and might be particularly susceptible to subsequent pulmonary complications, due to the pro-inflammatory cytokine and immunosuppressive responses to surgery and mechanical ventilation.^{3,4} Evidence of the safety of performing surgery in SARS-CoV-2-exposed hospitals is urgently needed.

Before the SARS-CoV-2 pandemic, high-quality, multinational observational studies established overall baseline rates of postoperative pulmonary complications (up to 10%) and subsequent mortality (up to 3%) after surgery.^{5–7} With initiatives such as the UK's National Emergency Laparotomy Audit (NELA), mortality was improving even in high-risk groups.⁸

Guidelines have been published for the management of surgical patients during the SARS-CoV-2 pandemic,^{9–11} but they are based solely on expert opinion. The impact of SARS-CoV-2 on postoperative pulmonary complications and mortality needs to be established in order to enable surgeons and patients to make evidence-based decisions during the pandemic. This study reports the clinical

Lancet 2020; 396: 27–38

Published Online

May 29, 2020

[https://doi.org/10.1016/S0140-6736\(20\)31182-X](https://doi.org/10.1016/S0140-6736(20)31182-X)

S0140-6736(20)31182-X

This online publication has been corrected. The corrected version first appeared at thelancet.com on June 9, 2020

See [Comment](#) page 2

*Collaborating authors are listed in the appendix (pp 1–7)

Correspondence to:

Mr Aneel Bhangu, National Institute for Health Research Global Health Research Unit on Global Surgery, Heritage Building, University of Birmingham, Birmingham, Birmingham B15 2TH, UK
a.a.bhangu@bham.ac.uk

See Online for appendix

Research in context

Evidence before this study

We searched PubMed and Embase on March 15, 2020, for studies reporting on surgical patients during the severe acute respiratory syndrome coronavirus 2 (SARS-CoV-2) pandemic. We used the search terms "COVID-19", "SARS-CoV-2", "coronavirus", and "pandemic", in combination with "surgery", and applied no language or date restrictions. We identified 13 articles (12 from China and one from Singapore), all of which provided clinical guidance, with none reporting patient-level outcomes.

Added value of this study

This international, observational, cohort study provides cross-specialty, patient-level outcomes data for patients who had surgery and acquired perioperative SARS-CoV-2 infection. 1128 patients were included across 24 countries. Overall 30-day mortality was 23.8% (268 of 1128 patients). Pulmonary complications occurred in 577 (51.2%) patients; these patients accounted for 82.6% (219 of 265) of all deaths. Independent risk factors for mortality were male sex, age 70 years or older,

American Society of Anesthesiologists grades 3–5, surgery for malignant disease, emergency surgery, and major surgery.

Implications of all the available evidence

Postoperative pulmonary complications occur in half of patients with perioperative SARS-CoV-2 infection and are associated with high mortality. These pulmonary complication and mortality rates are greater than those reported for even the highest-risk patients before the pandemic. Thresholds for surgery during the SARS-CoV-2 pandemic should be higher than during normal practice; men aged 70 years and older who have emergency or major elective surgery are at particularly high risk of mortality. Consideration should be given for postponing non-critical procedures and promoting non-operative treatment to delay or avoid the need for surgery. When hospitals recommence routine surgery, this will be in hospital environments that remain exposed to SARS-CoV-2, so strategies should be developed to reduce in-hospital SARS-CoV-2 transmission and mitigate the risk of postoperative complications.

outcomes of patients who had surgery with perioperative SARS-CoV-2 infection, including the impact of pulmonary complications.

Methods

Study design

We did an international, multicentre, observational cohort study in patients with SARS-CoV-2 infection who had surgery at 235 hospitals in 24 countries (appendix p 10). Data release and ethical considerations were discussed with an independent data monitoring and ethics committee. We collected only routine, anonymised data with no change to clinical care pathways. In the UK, the study was registered at each site as either a clinical audit or service evaluation; at the lead centre (University Hospital Birmingham) it was approved as clinical audit, with registration CARMS-15986. In other countries, local principal investigators were responsible for contacting competent research ethics committees to obtain local or national approvals in line with applicable regulations, as well as seeking approvals from data protection officers. In some participating hospitals, informed patient consent was taken, whereas in other countries the requirement for patient consent was waived by local research ethics committees.

Participants

Each participating hospital included all patients undergoing surgery who had SARS-CoV-2 infection diagnosed within 7 days before or 30 days after surgery. Surgery was defined as any procedure done by a surgeon in an operating theatre under general, regional, or local anaesthesia. Patients undergoing surgery for any

indication were eligible, including benign disease, cancer, trauma, and obstetrics. The study included children and adults, but individual hospitals had the option to apply local age cutoffs, if appropriate. If patients with SARS-CoV-2 infection had multiple operations, the procedure closest to the time of confirmation of SARS-CoV-2 infection was defined as the index procedure.

Participating hospitals prospectively screened patients for eligibility to ensure that all patients fulfilling eligibility criteria were captured. However, the study was initiated after the SARS-CoV-2 pandemic had peaked in some regions, so retrospective data collection was permitted if collaborators were able to identify and include all eligible patients. The importance of working across surgical specialties to identify all eligible patients was highlighted in site training, because incomplete case ascertainment could introduce bias, if patients with less severe disease were missed. Site investigators were provided with a range of written materials setting out possible strategies to capture consecutive eligible patients. In addition, investigators were invited to join social media groups and teleconferences for the purpose of troubleshooting site-specific recruitment issues and shared learning.

Procedures

Laboratory testing for SARS-CoV-2 infection was based on viral RNA detection by quantitative RT-PCR. Sampling, including nasal swabs or bronchoalveolar lavage, and analyses were done according to individual hospital protocols.

As quantitative RT-PCR testing was not available at all participating hospitals, patients were also included based on either clinical or radiological findings. Clinical

	30-day mortality			Pulmonary complications		
	No (n=845)	Yes (n=268)	p value	No (n=526)	Yes (n=577)	p value
Age	<0.0001	0.00023
<29 years	56 (100%)	0	..	39 (70.9%)	16 (29.1%)	..
30–49 years	146 (94.2%)	9 (5.8%)	..	86 (55.8%)	68 (44.2%)	..
50–69 years	277 (79.8%)	70 (20.2%)	..	159 (46.0%)	187 (54.0%)	..
≥70 years	364 (65.9%)	188 (34.1%)	..	240 (44.0%)	305 (56.0%)	..
Missing	2	1	..	2	1	..
Sex	<0.0001	0.0028
Male	424 (71.1%)	172 (28.9%)	..	252 (42.8%)	337 (57.2%)	..
Female	417 (81.6%)	94 (18.4%)	..	270 (53.1%)	238 (46.9%)	..
Ambiguous	1 (50.0%)	1 (50.0%)	..	1 (50.0%)	1 (50.0%)	..
Missing	3	1	..	3	1	..
American Society of Anesthesiologists grade	<0.0001	<0.0001
1–2	344 (88.4%)	45 (11.6%)	..	235 (60.6%)	153 (39.4%)	..
3–5	475 (68.7%)	216 (31.3%)	..	278 (40.6%)	407 (59.4%)	..
Missing	26	7	..	13	17	..
Number of comorbidities	<0.0001	0.00017
None	107 (93.0%)	8 (7.0%)	..	73 (63.5%)	42 (36.5%)	..
One	192 (82.8%)	40 (17.2%)	..	115 (50.7%)	112 (49.3%)	..
Two or more	527 (70.8%)	217 (29.2%)	..	322 (43.5%)	418 (56.5%)	..
Missing	19	3	..	16	5	..
Comorbidities						
Current smoker	80 (75.5%)	26 (24.5%)	0.909	42 (40.0%)	63 (60.0%)	0.097
Asthma	57 (73.1%)	21 (26.9%)	0.542	36 (48.0%)	39 (52.0%)	0.955
Cancer	146 (77.2%)	43 (22.8%)	0.639	92 (48.9%)	96 (51.1%)	0.707
Chronic kidney disease	109 (66.5%)	55 (33.5%)	0.0022	64 (39.3%)	99 (60.7%)	0.020
Chronic obstructive pulmonary disease	75 (64.7%)	41 (35.3%)	0.0027	44 (37.9%)	72 (62.1%)	0.026
Congestive heart failure	55 (64.7%)	30 (35.3%)	0.012	29 (34.5%)	55 (65.5%)	0.012
Dementia	48 (55.2%)	39 (44.8%)	<0.0001	30 (35.3%)	55 (64.7%)	0.017
Diabetes	207 (73.9%)	73 (26.1%)	0.367	124 (44.1%)	157 (55.9%)	0.166
Hypertension	399 (71.0%)	163 (29.0%)	0.00010	253 (45.3%)	305 (54.7%)	0.114
Myocardial infarction	70 (63.1%)	41 (36.9%)	0.00084	39 (35.4%)	71 (64.6%)	0.0068
Peripheral vascular disease	67 (62.0%)	41 (38.0%)	0.00038	48 (44.4%)	60 (55.6%)	0.477
Stroke or transient ischaemic attack	55 (61.1%)	35 (38.9%)	0.00061	45 (50.0%)	45 (50.0%)	0.647
Symptoms at admission*						
No symptoms reported	111 (77.6%)	32 (22.4%)	0.281	78 (56.5%)	60 (43.5%)	0.020
Symptoms reported	499 (73.3%)	182 (26.7%)	..	309 (45.6%)	368 (54.4%)	..
Abdominal pain	193 (77.5%)	56 (22.5%)	0.134	122 (49.4%)	125 (50.6%)	0.472
Dyspnoea	83 (61.9%)	51 (38.1%)	0.00049	32 (23.9%)	102 (76.1%)	<0.0001
Cough	108 (73.0%)	40 (27.0%)	0.746	55 (37.2%)	93 (62.8%)	0.0054
Diarrhoea	18 (69.2%)	8 (30.8%)	0.571	12 (46.2%)	14 (53.8%)	0.890
Fatigue	42 (70.0%)	18 (30.0%)	0.460	18 (30.0%)	42 (70.0%)	0.0048
Fever >38°C	177 (76.6%)	54 (23.4%)	0.289	94 (40.9%)	136 (59.1%)	0.018
Haemoptysis	2 (66.7%)	1 (33.3%)	0.771	1 (33.3%)	2 (66.7%)	0.623
Myalgia	27 (79.4%)	7 (20.6%)	0.465	9 (26.5%)	25 (73.5%)	0.012
Nausea or vomiting	100 (79.4%)	26 (20.6%)	0.138	62 (49.6%)	63 (50.4%)	0.607
Sputum	7 (41.2%)	10 (58.8%)	0.0018	6 (35.3%)	11 (64.7%)	0.309
Other	209 (70.6%)	87 (29.4%)	0.094	139 (47.3%)	155 (52.7%)	0.930

(Table 1 continues on next page)

	30-day mortality			Pulmonary complications		
	No (n=845)	Yes (n=268)	p value	No (n=526)	Yes (n=577)	p value
(Continued from previous page)						
Preoperative respiratory support						
None or oxygen only	805 (76.4%)	249 (23.6%)	0.134	520 (49.7%)	526 (50.3%)	<0.0001
Non-invasive ventilation	12 (80.0%)	3 (20.0%)	0.710	1 (6.7%)	14 (93.3%)	0.0014
Invasive ventilation	31 (66.0%)	16 (34.0%)	0.103	2 (4.3%)	45 (95.7%)	<0.0001
Last available values before surgery						
Systolic blood pressure, mm Hg†	129.0 (22.6)	131.7 (26.0)	0.118	129.9 (22.0)	129.7 (24.6)	0.896
Respiratory rate, rpm†	18.1 (5.5)	18.7 (8.8)	0.211	17.5 (5.6)	18.9 (7.1)	0.0013
Heart rate, bpm†	85.0 (18.3)	83.0 (19.0)	0.130	83.4 (16.9)	85.3 (19.6)	0.081
qSOFA score	0.011	<0.0001
0	572 (76.3%)	178 (23.7%)	..	382 (51.3%)	362 (48.7%)	..
1	155 (77.5%)	45 (22.5%)	..	73 (36.7%)	126 (63.3%)	..
≥2	37 (59.7%)	25 (40.3%)	..	9 (14.8%)	52 (82.2%)	..
Missing	81	20	..	62	37	..

Data only presented for patients with 30-day mortality outcome available (n=1113%) and pulmonary complications outcome available (n=1103%). Percentages are presented in rows. bpm=beats per min. qSOFA=quick sequential organ failure assessment. rpm=breaths per min. *Data only presented for emergency patients. †Data presented as mean with SD.

Table 1: Baseline and demographic characteristics

	30-day mortality			Pulmonary complications		
	No (n=845)	Yes (n=268)	p value	No (n=526)	Yes (n=577)	p value
Haemoglobin, g/L*						
118.6 (24.7)	116.1 (24.1)	0.150	118.5 (23.5)	117.6 (25.4)	0.537	
Missing	18	4	..	15	7	..
White blood cell count, ×10 ⁹ per L*						
10.5 (7.6)	10.6 (6.8)	0.859	10.1 (5.1)	10.8 (8.9)	0.169	
Missing	19	4	..	15	8	..
Preoperative chest x-ray						
..	..	0.0041	<0.0001	
Not performed	320 (79.4%)	83 (20.6%)	..	232 (58.0%)	168 (42.0%)	..
Yes: normal	321 (77.4%)	94 (22.6%)	..	205 (49.8%)	207 (50.2%)	..
Yes: abnormal	199 (68.9%)	90 (31.1%)	..	84 (29.4%)	202 (70.6%)	..
Missing	5	1	..	5	0	..
Preoperative thorax CT						
Not performed	598 (78.1%)	168 (21.9%)	0.013	376 (49.5%)	384 (50.5%)	0.077
Performed: normal	96 (75.0%)	32 (25.0%)	0.796	60 (47.6%)	66 (52.4%)	0.987
Performed: consolidation	44 (75.9%)	14 (24.14%)	0.991	23 (39.7%)	35 (60.3%)	0.208
Performed: ground glass opacity	57 (71.3%)	23 (28.7%)	0.310	31 (39.2%)	48 (60.8%)	0.119
Performed: pulmonary infiltration	27 (67.5%)	13 (32.5%)	0.205	13 (33.3%)	26 (66.7%)	0.068
Performed: other abnormality	50 (61.0%)	32 (39.0%)	0.0010	30 (37.0%)	51 (63.0%)	0.046
SARS-CoV-2 diagnosis						
..	..	0.719	0.085	
Laboratory confirmed	727 (76.0%)	230 (24.0%)	..	454 (47.9%)	493 (52.1%)	..
Radiological (CT thorax)	58 (72.5%)	22 (27.5%)	..	29 (36.3%)	51 (63.7%)	..
Clinical	53 (77.9%)	15 (22.1%)	..	36 (52.9%)	32 (47.1%)	..
Missing	7	1	..	7	1	..
Timing of SARS-CoV-2 diagnosis						
..	..	0.128	0.155	
Preoperative	231 (78.8%)	62 (21.2%)	..	148 (51.0%)	142 (49.0%)	..
Postoperative	595 (74.4%)	205 (25.6%)	..	367 (46.2%)	428 (53.8%)	..
Missing	19	1	..	11	7	..

Data only presented for patients with 30-day mortality outcome available (n=1113) and pulmonary complications outcome available (n=1103). Percentages are presented in rows. SARS-CoV-2=severe acute respiratory syndrome coronavirus 2. *Last available blood test results from before surgery, presented as mean with SD.

Table 2: Preoperative assessment

diagnosis consistent with SARS-CoV-2 infection was made by a senior physician and based on clinical presentation of symptoms highly indicative of SARS-CoV-2 infection, including cough, fever, and myalgia.¹² Radiological diagnosis was based on thorax CT, in keeping with locally implemented protocols. All patients included initially based on clinical or radiological criteria who subsequently had laboratory testing for SARS-CoV-2 infection and returned a negative result were excluded from the study.

Data were collected online using the Research Electronic Data Capture web application. Demographic variables recorded included age, sex, and American Society of Anesthesiologists (ASA) physical status

classification. Age was collected as a categorical variable by deciles of age. ASA at the time of surgery was analysed as grades 1–2 versus grades 3–5. The timing of SARS-CoV-2 diagnosis was recorded as either preoperative or postoperative. Clinical symptoms present at the time of hospital admission were recorded for emergency admissions. Physiological variables recorded (respiratory rate, heart rate, and blood pressure) were based on readings taken immediately before surgery. The quick sequential organ failure assessment score¹³ was calculated on the basis of individual variables recorded immediately before surgery. Operative variables included urgency (elective or emergency surgery), primary procedure completed, and anaesthesia used (local,

	30-day mortality			Pulmonary complications		
	No (n=845)	Yes (n=268)	p value	No (n=526)	Yes (n=577)	p value
Urgency of surgery	0.020	0.873
Elective	225 (80.9%)	53 (19.1%)	..	130 (46.9%)	147 (53.1%)	..
Emergency	610 (74.0%)	214 (26.0%)	..	387 (47.5%)	428 (52.5%)	..
Missing	10	1	..	9	2	..
Anaesthesia	0.383	0.488
Local	34 (69.4%)	15 (30.6%)	..	24 (49.0%)	25 (51.0%)	..
Regional	119 (78.8%)	32 (21.2%)	..	78 (51.7%)	73 (48.3%)	..
General	658 (75.2%)	217 (24.8%)	..	403 (46.5%)	464 (53.5%)	..
Missing	34	4	..	21	15	..
Surgical diagnosis	0.030	0.502
Benign or obstetric case	480 (78.3%)	133 (21.7%)	..	281 (46.3%)	326 (53.7%)	..
Cancer	183 (72.9%)	68 (27.1%)	..	114 (45.6%)	136 (54.4%)	..
Trauma	157 (70.1%)	67 (29.9%)	..	112 (50.5%)	110 (49.6%)	..
Missing	25	0	..	19	5	..
Grade of surgery	0.00055	0.022
Minor	209 (83.6%)	41 (16.4%)	..	132 (53.2%)	116 (46.8%)	..
Major	607 (72.9%)	226 (27.1%)	..	372 (45.0%)	455 (55.0%)	..
Missing	29	1	..	22	6	..
Specialty	<0.0001	<0.0001
Breast	3 (100.0%)	0 (0%)	..	2 (66.6%)	1 (33.3%)	..
Cardiac	33 (66.0%)	17 (34.0%)	..	3 (5.9%)	48 (94.1%)	..
Gastrointestinal and general	286 (76.9%)	86 (23.1%)	..	172 (46.4%)	199 (53.6%)	..
Gynaecology	20 (95.2%)	1 (4.8%)	..	16 (76.2%)	5 (23.8%)	..
Head and neck	32 (80.0%)	8 (20.0%)	..	10 (25.6%)	29 (74.4%)	..
Hepatobiliary	50 (84.8%)	9 (15.2%)	..	29 (50.9%)	28 (49.1%)	..
Neurosurgery	31 (81.6%)	7 (18.4%)	..	19 (50.0%)	19 (50.0%)	..
Obstetrics	50 (98.0%)	1 (2.0%)	..	26 (51.0%)	25 (49.0%)	..
Ophthalmology	4 (100.0%)	0 (0%)	..	3 (75.0%)	1 (25.0%)	..
Orthopaedics	213 (71.2%)	86 (28.8%)	..	165 (55.7%)	131 (44.3%)	..
Other	19 (73.1%)	7 (26.9%)	..	11 (42.3%)	15 (57.7%)	..
Plastic and reconstructive	3 (100.0%)	0 (0%)	..	1 (33.3%)	2 (66.7%)	..
Thoracic	20 (57.1%)	15 (42.9%)	..	12 (34.3%)	23 (65.7%)	..
Urology	25 (67.6%)	12 (32.4%)	..	15 (42.3%)	20 (57.1%)	..
Vascular	27 (60.0%)	18 (40.0%)	..	20 (44.4%)	25 (55.6%)	..
Missing	29 (96.7%)	1 (3.3%)	..	22 (78.6%)	6 (21.4%)	..

Data only presented for patients with 30-day mortality outcome available (n=1113) and pulmonary complications outcome available (n=1103). Percentages are presented in rows.

Table 3: Operative details

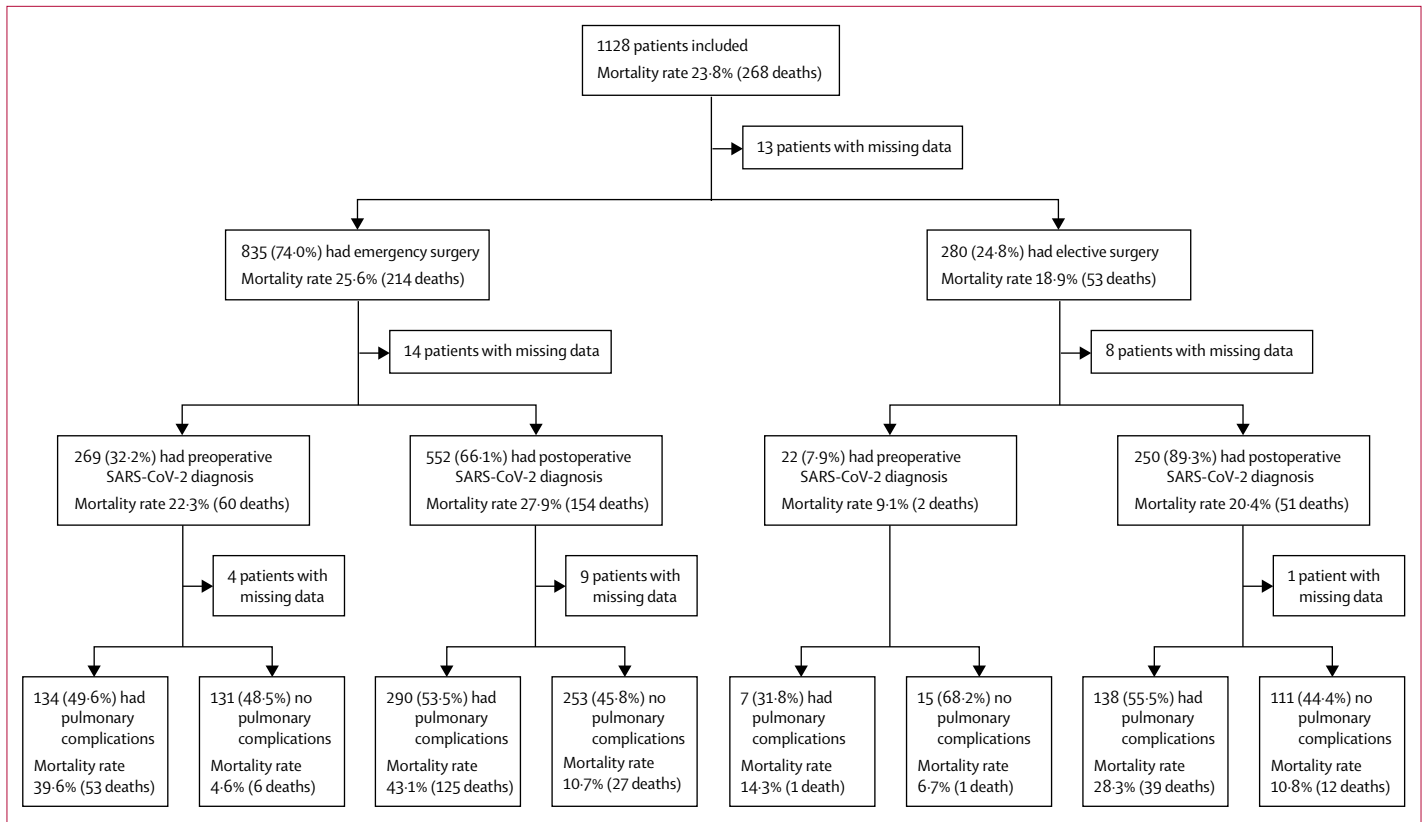


Figure 1: 30-day mortality rates by timing of surgery and development of pulmonary complications
 Patients with missing data are included in denominators (appendix p 21). Pulmonary complications are pneumonia, acute respiratory distress syndrome, or unexpected postoperative ventilation. SARS-CoV-2=severe acute respiratory syndrome coronavirus 2.

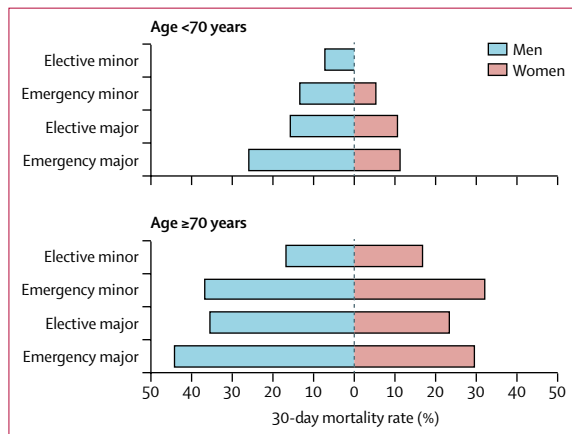


Figure 2: 30-day mortality rates by patient subgroup
 Grade of surgery was classified based on the Bupa schedule as either minor (minor or intermediate in Bupa schedule) or major (major or complex major in Bupa schedule).

regional, or general). Emergency surgery was defined as procedures classified by the National Confidential Enquiry into Patient Outcome and Death as immediate, urgent, or expedited.¹⁴ Grade of surgery was categorised on the basis of the Bupa schedule of procedures as either minor (minor or intermediate according to the Bupa

schedule) or major (major or complex major according to the Bupa schedule). Before locking of the dataset for analysis, the senior local principal investigator for each hospital was asked to confirm data completeness and that all eligible patients had been entered into the database.

Outcomes

The primary outcome was 30-day mortality, with the day of surgery defined as day 0. The key secondary outcome measure was the rate of pulmonary complications, a composite outcome adapted from the Prevention of Respiratory Insufficiency after Surgical Management trial.^{15,16} Pulmonary complications were defined as pneumonia, acute respiratory distress syndrome (ARDS), or unexpected postoperative ventilation; these are the most frequent COVID-19-related pulmonary complications in medical patients.¹² Unexpected postoperative ventilation was defined as either any episode of non-invasive ventilation, invasive ventilation, or extracorporeal membrane oxygenation after initial extubation after surgery; or patient could not be extubated as planned after surgery. Additional secondary outcomes included pulmonary embolism, intensive care unit admission, reoperation, 7-day mortality, and length of hospital stay.

For the Bupa schedule of procedures see <https://codes.bupa.co.uk/procedures>

Statistical analysis

The study was done according to STROBE guidelines for observational studies.¹⁷ Continuous data were tested for distribution, with normally distributed data presented as mean and 95% CI, and differences between groups were tested using the unpaired *t* test. The χ^2 and Fisher's exact tests were used for categorical data. Missing data were included in flowcharts and descriptive analyses, allowing denominators to remain consistent in calculations.

Multilevel logistic regression was used to calculate odds ratios (ORs) and 95% CIs. Models included factors that occurred before the outcome of interest. Country was included as a random effect with hospital nested within country, in both the unadjusted and adjusted models. The primary adjusted model included preoperative variables to identify predictors of 30-day mortality. Secondary models identified predictors of 7-day mortality and pulmonary complications. Sensitivity analyses were done, including only patients with laboratory-confirmed SARS-CoV-2 infection; and only patients with preoperatively confirmed

SARS-CoV-2 infection. Analyses were done using Stata, version 15.1 for Mac.

Role of the funding source

The funders of the study had no role in study design, data collection, data analysis, data interpretation, or writing of the report. The corresponding author and analysis group had full access to all the data in the study and the corresponding author and the writing committee had final responsibility for the decision to submit for publication.

Results

At the time of analysis (May 2, 2020), 30-day follow-up had been reached for 1128 patients who had surgery between Jan 1 and March 31, 2020. 605 (53.6%) of 1128 patients were men and 523 (46.4%) were women, 214 (19.0%) were younger than 50 years, 353 (31.3%) were aged 50–69 years, and 558 (49.5%) were aged 70 years or older, with age missing for three patients (table 1).

SARS-CoV-2 infection was diagnosed preoperatively in 294 (26.1%) of 1128 patients and postoperatively in

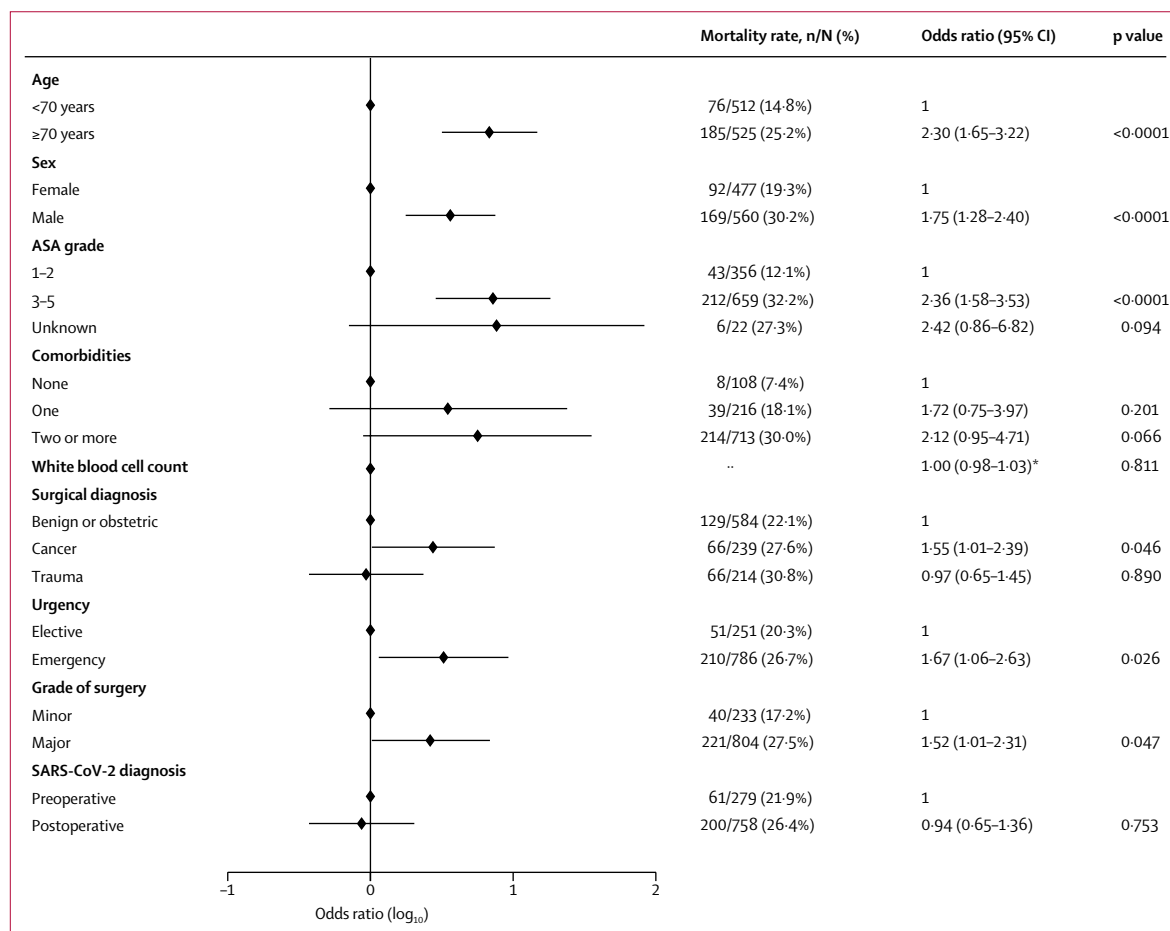


Figure 3: Adjusted model of predictors for 30-day mortality

1037 patients with complete data were included in the adjusted model. Of the patients excluded because of missing data, seven had died and 84 patients had not died at 30 days. ASA=American Society of Anesthesiologists. SARS-CoV-2=severe acute respiratory syndrome coronavirus 2. *Adjusted odds ratio reported per unit increase in white blood cell count ($\times 10^9$).

	Urgency			Grade of surgery		
	Elective (n=280)	Emergency (n=835)	p value	Minor (n=251)	Major (n=841)	p value
Mortality						
7-day	7 (2.5%)	52 (6.2%)	0.015	8 (3.2%)	51 (6.1%)	0.074
30-day	53 (18.9%)	214 (25.6%)	0.020	41 (16.3%)	226 (26.9%)	0.00055
Missing	2 (0.7%)	11 (1.3%)	..	1 (0.4%)	8 (1.0%)	..
Pulmonary complications						
Composite of pulmonary complications	147 (52.5%)	428 (51.3%)	0.873	116 (46.2%)	455 (54.1%)	0.022
Pneumonia	118 (42.1%)	334 (40.0%)	0.527	94 (37.5%)	355 (42.2%)	0.178
Acute respiratory distress syndrome	41 (14.6%)	119 (14.3%)	0.872	33 (13.2%)	127 (15.1%)	0.442
Unexpected postoperative ventilation	0.262	0.160
Non-invasive ventilation	23	31	..	12	41	..
Invasive ventilation	40	156	..	41	153	..
Missing	3	21	..	4	14	..
Duration of invasive ventilation	0.049	0.023
1-23 h	16	32	..	7	41	..
24-47 h	5	27	..	3	28	..
48-71 h	2	21	..	3	20	..
≥72 h	17	79	..	29	66	..
Missing	240	676	..	209	686	..
Pulmonary embolism						
30-day	4 (1.4%)	18 (2.2%)	0.449	8 (3.2%)	14 (1.7%)	0.132
Missing	3	21	..	4	14	..
Postoperative intensive care unit admission	0.0034	0.177
None	158 (56.4%)	570 (68.3%)	..	177 (70.5%)	538 (64.0%)	..
Planned	64 (22.9%)	189 (22.6%)	..	46 (18.3%)	203 (24.1%)	..
Unplanned from theatre	16 (5.7%)	25 (3.0%)	..	10 (4.0%)	31 (3.7%)	..
Unplanned from ward	23 (8.2%)	38 (4.6%)	..	17 (6.8%)	43 (5.1%)	..
Missing	19 (6.8%)	13 (1.6%)	..	1 (0.4%)	26 (3.1%)	..
Reoperation	0.0015	0.487
Reoperated	53 (18.9%)	101 (12.1%)	..	39 (15.5%)	115 (13.7%)	..
Not reoperated	209 (74.6%)	717 (85.9%)	..	207 (82.5%)	702 (83.5%)	..
Missing	18 (6.4%)	17 (2.0%)	..	5 (2.0%)	24 (2.9%)	..
Length of stay						
Median (IQR), days	13 (5-28)	16 (7-28)	0.012	10 (3-27)	17 (8-29)	<0.0001
>30 days	64 (22.9%)	168 (20.1%)	0.352	52 (20.7%)	176 (20.9%)	0.911
Missing	2 (0.7%)	11 (1.3%)	..	1 (0.4%)	8 (1.0%)	..

Urgency data missing for 13 patients and grade of surgery data missing for 36 patients. Percentages shown are based on the denominator of patients in the subgroup.

Table 4: Postoperative outcomes

806 (71.5%), with timing of diagnosis missing for 28 patients. SARS-CoV-2 diagnosis was confirmed by laboratory testing in 969 (85.9%) patients, radiological findings in 80 (7.1%), and clinical findings in 68 (6.0%), with method of diagnosis missing for 11 patients. Overall, 357 (31.6%) had preoperative thorax CT and the most common radiological finding was ground glass opacity (table 2).

Emergency surgery was done in 835 (74.0%) of 1128 patients and elective surgery in 280 (24.8%; table 3), with urgency missing for 13 patients. Indications for surgery were benign disease in 615 (54.5%), cancer in 278 (24.6%), and trauma in 227 (20.1%), with indication

missing for eight patients. 251 (22.3%) procedures were categorised as minor and 841 (74.6%) as major, with grade of surgery missing for 36 patients. Procedures included gastrointestinal and general (373 [33.1%]), orthopaedic (302 [26.8%]), cardiothoracic (86 [7.6%]), hepatobiliary (62 [5.5%]), obstetric (51 [4.5%]), vascular (45 [4.0%]), head and neck (40 [3.5%]), neurosurgery (39 [3.5%]), urological (37 [3.3%]), and other (58 [5.1%]) surgeries. Procedure type was missing for 36 patients. A full breakdown of procedures is in the appendix (pp 11-14).

30-day mortality was 23.8% (268 of 1128). Men had higher 30-day mortality than women (28.4% [172 of 605] vs 18.2% [94 of 517], $p < 0.0001$). Patients aged 70 years or

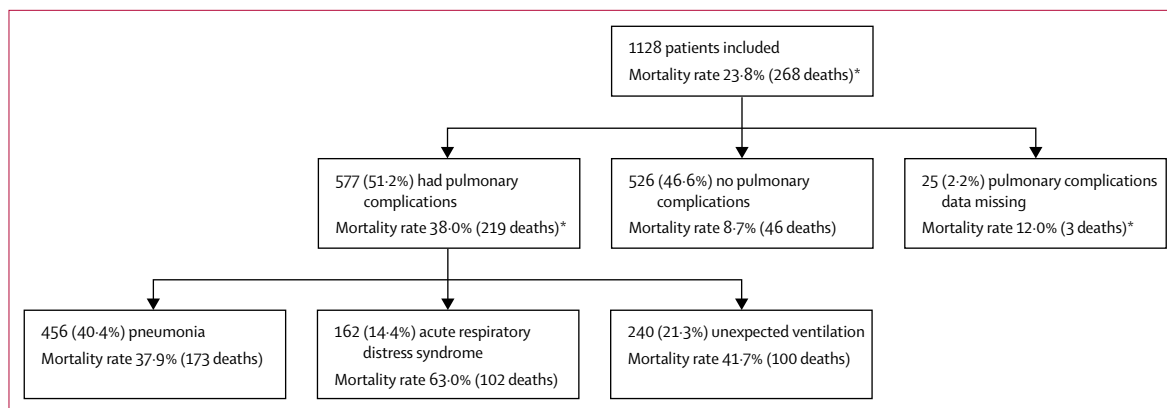


Figure 4: 30-day mortality rates associated with components of pulmonary complications

Relationships between the pulmonary complications are in the appendix (p 20). *Mortality data were missing for 15 patients; pulmonary complications data were also missing for 14 of these patients; the other one patient had a pulmonary complication (unexpected ventilation).

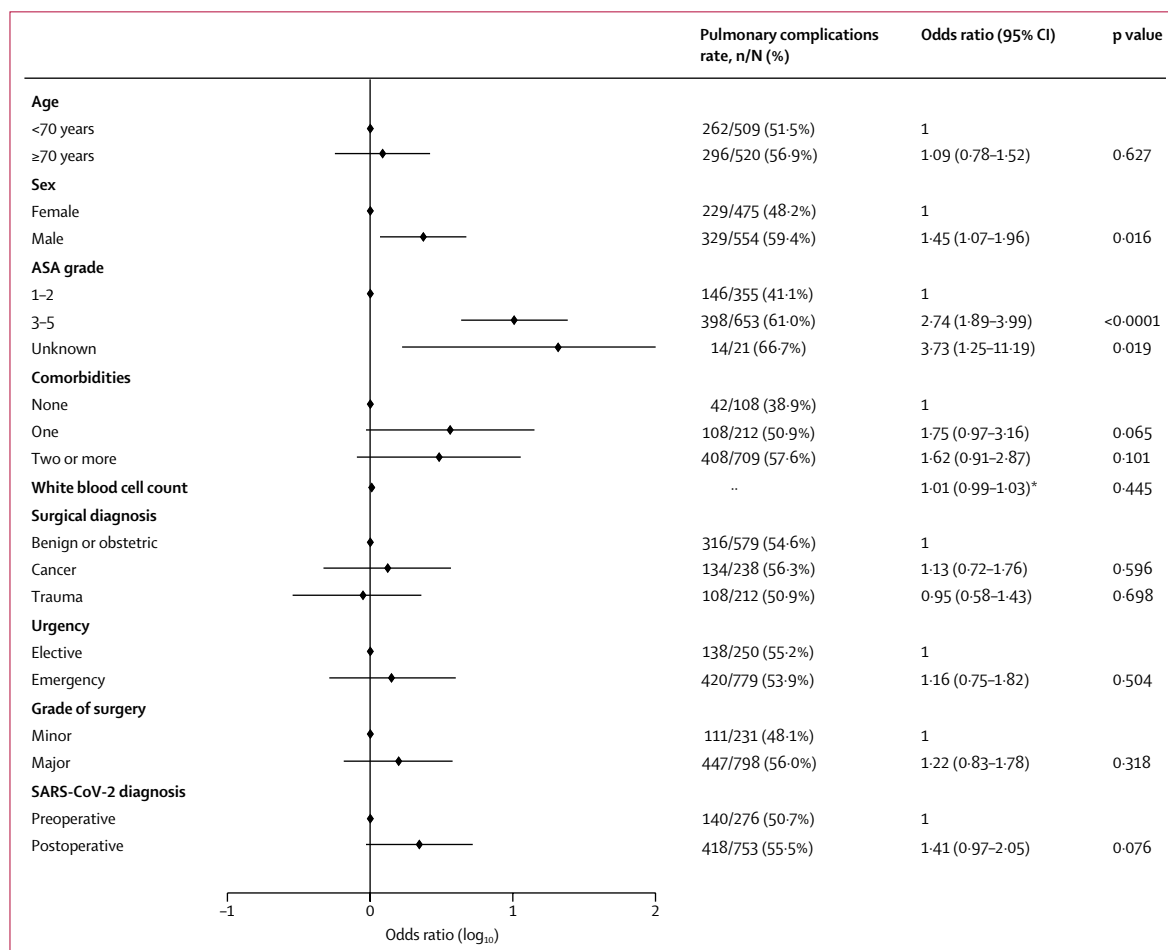


Figure 5: Adjusted model of predictors for pulmonary complications

1029 patients with complete data are included in the adjusted model. Of the patients excluded because of missing data, 19 developed pulmonary complications and 80 patients did not. ASA=American Society of Anesthesiologists. SARS-CoV-2=severe acute respiratory syndrome coronavirus 2. *Adjusted odds ratio reported per unit increase in white blood cell count ($\times 10^9$).

older had higher mortality than patients younger than 70 years (33.7% [188 of 558] vs 13.9% [79 of 567], $p < 0.0001$). Mortality was higher after emergency surgery

(25.6% [214 of 835]) than elective surgery (18.9% [53 of 280]; $p = 0.023$; figure 1). Men had higher mortality rates than women, and men and women aged 70 years or older

had higher rates than those younger than 70 years (figure 2).

In adjusted analyses (figure 3; appendix p 15), predictors of 30-day mortality were male sex (OR 1.75 [95% CI 1.28–2.40], $p < 0.0001$), age 70 years or older versus younger than 70 years (2.30 [1.65–3.22], $p < 0.0001$), ASA grades 3–5 versus grades 1–2 (2.35 [1.57–3.53], $p < 0.0001$), malignant versus benign or obstetric diagnosis (1.55 [1.01–2.39], $p = 0.046$), emergency versus elective surgery (1.67 [1.06–2.63], $p = 0.026$), and major versus minor surgery (1.52, [1.01–2.31], $p = 0.047$).

7-day mortality was 5.2% (59 of 1128; table 4). In adjusted analyses (appendix p 16), having ASA grades 3–5 versus grades 1–2 was associated with increased odds of 7-day mortality (OR 2.52 [95% CI 1.10–5.77], $p < 0.029$), whereas postoperative diagnosis was associated with decreased risk (0.25 [0.13–0.46], $p < 0.0001$).

577 (51.2%) of 1128 patients had at least one pulmonary complication (figure 4): 456 (40.4%) had pneumonia, 240 (21.3%) had unexpected ventilation, and 162 (14.4%) had ARDS. Patients who developed pulmonary complications had a higher 30-day mortality than those who did not (38.0% [219 of 577] versus 8.7% [46 of 526], $p < 0.0001$). Pulmonary complications had occurred in 219 (81.7%) of 268 patients who died. Among patients who developed pulmonary complications, 30-day mortality was highest in those who developed ARDS (102 [63.0%] of 162). Pulmonary complications were associated with high 30-day mortality rates across elective patients with a postoperative SARS-CoV-2 diagnosis (39 [28.3%] of 138), emergency patients with a preoperative SARS-CoV-2 diagnosis (53 [39.6%] of 134), and emergency patients with a postoperative SARS-CoV-2 diagnosis (125 [43.1%] of 290; figure 1). Pulmonary complication rates were similar in patients with laboratory-confirmed and clinically diagnosed SARS-CoV-2 infection (493 [50.9%] of 969 vs 32 [47.1%] of 68, $p = 0.543$).

In adjusted analyses (figure 5; appendix p 17) pulmonary complications were independently associated with ASA grades 3–5 versus grades 1–2 (2.74 [95% CI 1.89–3.99], $p < 0.0001$).

At 30 days, pulmonary embolism had occurred in 22 (2.0%) of 1128 patients. The 30-day mortality rate in patients with pulmonary embolism was similar to that in patients who did not have pulmonary embolism (five [22.7%] of 22 vs 263 [23.8%] of 1106, $p = 0.909$).

In a sensitivity analysis including only patients with laboratory-confirmed SARS-CoV-2, the overall 30-day mortality rate was 23.7% (230 of 969), and pulmonary complications occurred in 493 (50.9%) of 969 patients. In adjusted analyses (appendix p 18), predictors of 30-day mortality were consistent with the main analysis: male sex, age 70 years or older, ASA grades 3–5, cancer surgery, and emergency surgery. The only independent predictor for 30-day pulmonary complications was ASA grades 3–5.

In a sensitivity analysis including only patients with preoperatively diagnosed SARS-CoV-2, the overall 30-day mortality rate was 21.1% (62 of 294), and pulmonary complications occurred in 142 (48.3%) of 294 patients. In adjusted analyses (appendix p 19), predictors of 30-day mortality were male sex and ASA grades 3–5. The only independent predictor for 30-day pulmonary complications was ASA grades 3–5.

Discussion

This study identified that postoperative pulmonary complications occur in half of patients with perioperative SARS-CoV-2 infection and are associated with high mortality. This has direct implications for clinical practice around the world. The increased risks associated with SARS-CoV-2 infection should be balanced against the risks of delaying surgery in individual patients; this study identified men, people aged 70 years or older, those with comorbidities (ASA grades 3–5), those having cancer surgery, and those needing emergency or major surgery as being most vulnerable to adverse outcomes.

Thresholds for surgery during the SARS-CoV-2 pandemic should be higher than during normal practice. Men aged 70 years and over who have emergency or major elective surgery are at particularly high risk of mortality, although minor elective surgery is also associated with higher-than-usual mortality. During SARS-CoV-2 outbreaks, consideration should be given for postponing non-critical procedures and promoting non-operative treatment to delay or avoid the need for surgery.¹⁸

Postoperative outcomes in SARS-CoV-2-infected patients are substantially worse than pre-pandemic baseline rates of pulmonary complications and mortality. The overall 30-day mortality in this study was 23.8%, and was high across all patient subgroups; all-cause mortality rates were 18.9% in elective patients, 25.6% in emergency patients, 16.3% in patients who had minor surgery, and 26.9% in patients who had major surgery. SARS-CoV-2-infected patients had greater mortality than even the highest-risk subgroups of the UK's NELA. The 2019 NELA report presented 30-day mortality rates of 16.9% in patients with a high preoperative risk of death, 16.8% in patients with an unexpected critical care admission, and 23.4% in frail patients older than 70 years.¹⁹ The mortality rates identified in this study are also higher than those previously reported across international settings; a study across 58 countries, including low-income and middle-income countries, reported a 30-day mortality of 14.9% in the high-risk subgroup who had emergency midline laparotomy.²⁰ Postoperative mortality rates in SARS-CoV-2-infected patients with postoperative pulmonary complications approach those of the sickest patients with community-acquired COVID-19 who are admitted to intensive care.²¹

Mortality in patients with SARS-CoV-2 was mainly in those who had postoperative pulmonary complications, which was about 50% of patients. This rate is far higher than the pre-pandemic baseline; in the POPULAR

multicentre, prospective, observational study of 211 hospitals from 28 European countries in 2014–15, the pulmonary complication rate was 8%.⁵ In our study, ARDS had the highest mortality rate of the different complications (mortality 63.0%) and occurred much more frequently (20%) than reported in the pre-pandemic African Surgical Outcomes Study (0.05%).²² In another study of high-risk ASA grade 3 patients undergoing non-cardiac surgery in seven US centres, 0.2% developed ARDS, with an overall mortality related to postoperative pulmonary complications of 2.3%.²³ Even considering differences in the case-mix, the incidence of and mortality associated with pulmonary complications in SARS-CoV-2-infected patients is disproportionately high.

This study has limitations. Protocols for laboratory testing and radiological interpretation were not standardised across participating centres. We describe outcomes in the early phases of the pandemic when routine testing was not available across all sites; setting study inclusion criteria requiring laboratory-confirmed SARS-CoV-2 would have excluded some infected patients. Therefore, patients who did not have a laboratory test or CT scan were eligible for inclusion on the basis of clinical diagnosis. Only a minority of patients (6.0%) were included on the basis of a clinical diagnosis and these patients had similar clinical outcomes to patients with laboratory-confirmed SARS-CoV-2. The limitations of laboratory testing mean that some infected patients were excluded from the study based on false negative laboratory test results. Future studies need to make recommendations on the role of preoperative testing in patient selection for surgery.

The study included patients having any type of surgery and although this has produced generalisable results, it is possible that in large hospitals investigators might have not identified all patients. To mitigate this, the importance of identifying and enrolling all eligible patients was highlighted in training packages for local site investigators and strategies to support comprehensive patient identification were shared regularly with all sites. Final case ascertainment and data completeness were confirmed with local principal investigators, creating as robust a dataset as possible. As far as we are aware, this is the first international study assessing mortality rates after surgery in patients with SARS-CoV-2 infection, and the first that reaches across all surgical specialities.^{24–27} It was not feasible for all participating hospitals, many of which were experiencing significant stress, to collect data on all patients who had surgery during the pandemic period. Consequently, this study's findings should be interpreted with caution because they have been benchmarked against pulmonary complication and mortality rates from high-quality pre-pandemic studies, rather than against contemporaneous non-SARS-CoV-2-infected comparators.

Data were collected in hospitals with ongoing SARS-CoV-2 infection outbreaks, which were predominantly in Europe

and North America at the time of this study. As the pandemic continues, the evidence this study provides will be relevant to countries where large-scale outbreaks might take place in the future. To facilitate rapid study approvals, this study has focused on key outcomes (mortality and pulmonary complications) that can be collected using routine data. To support decision making by patients and surgeons, future studies should collect longer-term and patient-centred outcomes.

When hospitals resume routine surgery, it is likely to be in environments that remain exposed to SARS-CoV-2. In the future, routine preoperative screening for SARS-CoV-2 might be possible with rapid tests that have low false positive rates, but hospital-acquired infection would remain a challenge.^{12,28} Strategies are urgently required to minimise in-hospital SARS-CoV-2 transmission and mitigate the risk of postoperative pulmonary complications in SARS-CoV-2-infected patients whose surgery cannot be delayed.

Contributors

The writing group (appendix p 1) contributed to study conception, protocol development, data collection, data interpretation, and critical revision of the manuscript. AB is the guarantor.

Declaration of interests

We declare no competing interests.

Data sharing

Data sharing requests will be considered by the management group upon written request to the corresponding author. Deidentified participant data or other prespecified data will be available subject to a written proposal and a signed data sharing agreement.

Acknowledgments

This study was funded by a National Institute for Health Research (NIHR) Global Health Research Unit Grant (NIHR 16.136.79), using UK aid from the UK Government to support global health research; the Association of Coloproctology of Great Britain and Ireland, Bowel and Cancer Research, Bowel Disease Research Foundation; Association of Upper Gastrointestinal Surgeons; British Association of Surgical Oncology; British Gynaecological Cancer Society; European Society of Coloproctology; NIHR Academy; Sarcoma UK; Vascular Society for Great Britain and Ireland; and Yorkshire Cancer Research. The views expressed are those of the authors and not necessarily those of the National Health Service, the NIHR, or the UK Department of Health and Social Care.

References

- 1 WHO. WHO announces COVID-19 outbreak a pandemic. March 12, 2020. <http://www.euro.who.int/en/health-topics/health-emergencies/coronavirus-covid-19/news/news/2020/3/who-announces-covid-19-outbreak-a-pandemic> (accessed April 19, 2020).
- 2 Horton R. Offline: COVID-19 and the NHS—"a national scandal". *Lancet* 2020; **395**: 1022.
- 3 Besnier E, Tuech JJ, Schwarz L. We asked the experts: Covid-19 outbreak: is there still a place for scheduled surgery? "Reflection from pathophysiological data". *World J Surg* 2020; **44**: 1695–98.
- 4 Huang C, Wang Y, Li X, et al. Clinical features of patients infected with 2019 novel coronavirus in Wuhan, China. *Lancet* 2020; **395**: 497–506.
- 5 Kirmeier E, Eriksson LI, Lewald H, et al. Post-anaesthesia pulmonary complications after use of muscle relaxants (POPULAR): a multicentre, prospective observational study. *Lancet Respir Med* 2019; **7**: 129–40.
- 6 Neto AS, da Costa LGV, Hemmes SNT, et al. The LAS VEGAS risk score for prediction of postoperative pulmonary complications: an observational study. *Eur J Anaesthesiol* 2018; **35**: 691–701.
- 7 Tu RH, Lin JX, Li P, et al. Prognostic significance of postoperative pneumonia after curative resection for patients with gastric cancer. *Cancer Med* 2017; **6**: 2757–65.

- 8 NELA Project Team. Fourth patient report of the National Emergency Laparotomy Audit. October, 2018. <https://www.hqip.org.uk/wp-content/uploads/2018/11/The-Fourth-Patient-Report-of-the-National-Emergency-Laparotomy-Audit-October-2018.pdf> (accessed April 18, 2020).
- 9 Coccolini F, Perrone G, Chiarugi M, et al. Surgery in COVID-19 patients: operational directives. *World J Emerg Surg* 2020; **15**: 25.
- 10 COVIDSurg Collaborative. Global guidance for surgical care during the COVID-19 pandemic. *Br J Surg* 2020; published online April 15. DOI:10.1002/bjs.11646.
- 11 Tao KX, Zhang BX, Zhang P, et al. Recommendations for general surgery clinical practice in novel coronavirus pneumonia situation. *Zhonghua Wai Ke Za Zhi* 2020; **58**: E001 (in Chinese).
- 12 Zhou F, Yu T, Du R, et al. Clinical course and risk factors for mortality of adult inpatients with COVID-19 in Wuhan, China: a retrospective cohort study. *Lancet* 2020; **395**: 1054–62.
- 13 Seymour CW, Liu VX, Iwashyna TJ, et al. Assessment of Clinical Criteria for Sepsis: For the Third International Consensus Definitions for Sepsis and Septic Shock (Sepsis-3). *JAMA* 2016; **315**: 762–74.
- 14 National Confidential Enquiry into Perioperative Deaths. Who Operates When? II. A report by the National Confidential Enquiry into Perioperative Deaths 2001/02. London: National Confidential Enquiry into Perioperative Deaths, 2003.
- 15 Abbott TEF, Fowler AJ, Pelosi P, et al. A systematic review and consensus definitions for standardised end-points in perioperative medicine: pulmonary complications. *Br J Anaesth* 2018; **120**: 1066–79.
- 16 Pearse RM, Abbott TE, Haslop R, et al. The Prevention of Respiratory Insufficiency after Surgical Management (PRISM) Trial. Report of the protocol for a pragmatic randomized controlled trial of CPAP to prevent respiratory complications and improve survival following major abdominal surgery. *Minerva Anestesiol* 2017; **83**: 175–82.
- 17 von Elm E, Altman DG, Egger M, Pocock SJ, Gøtzsche PC, Vandenbroucke JP. The Strengthening the Reporting of Observational Studies in Epidemiology (STROBE) statement: guidelines for reporting observational studies. *Lancet* 2007; **370**: 1453–57.
- 18 American College of Surgeons. COVID-19: guidance for triage of non-emergent surgical procedures. March 17, 2020. <https://www.facs.org/covid-19/clinical-guidance/triage> (accessed April 17, 2020).
- 19 NELA Project Team. Fifth patient report of the National Emergency Laparotomy Audit. December, 2019. <https://www.nela.org.uk/downloads/EMBARGO%20-%20The%20Fifth%20Patient%20Report%20of%20the%20NELA%202019%20-%202027-11-19.pdf> (accessed April 18, 2020).
- 20 GlobalSurg Collaborative. Mortality of emergency abdominal surgery in high-, middle- and low-income countries. *Br J Surg* 2016; **103**: 971–88.
- 21 Intensive Care National Audit & Research Centre. ICNARC report on COVID-19 in critical care. March 27, 2020. <https://www.icnarc.org/DataServices/Attachments/Download/b5f59585-5870-ea11-9124-00505601089b> (accessed April 14, 2020).
- 22 Biccari BM, Madiba TE, Kluyts HL, et al. Perioperative patient outcomes in the African Surgical Outcomes Study: a 7-day prospective observational cohort study. *Lancet* 2018; **391**: 1589–98.
- 23 Fernandez-Bustamante A, Frenzl G, Sprung J, et al. Postoperative pulmonary complications, early mortality, and hospital stay following noncardiothoracic surgery: a multicenter study by the perioperative research network investigators. *JAMA Surg* 2017; **152**: 157–66.
- 24 Kaafarani HMA, El Moheb M, Hwabejire JO. Gastrointestinal complications in critically ill patients with COVID-19. *Ann Surg* 2020; published online May 1. DOI:10.1097/SLA.0000000000004004.
- 25 Aminian A, Safari S, Razeghian-Jahromi A, Ghorbani M, Delaney CP. COVID-19 outbreak and surgical practice: unexpected fatality in perioperative period. *Ann Surg* 2020; published online March 26. DOI:10.1097/SLA.0000000000003925.
- 26 Cai M, Wang G, Zhang L, et al. Performing abdominal surgery during the COVID-19 epidemic in Wuhan, China: a single-centred, retrospective, observational study. *Br J Surg* 2020; published online April 27. <https://doi.org/10.1002/bjs.11643>.
- 27 Lei S, Jiang F, Su W, et al. Clinical characteristics and outcomes of patients undergoing surgeries during the incubation period of COVID-19 infection. *EClinicalMedicine* 2020; **21**: 100331.
- 28 Wang D, Hu B, Hu C, et al. Clinical characteristics of 138 hospitalized patients with 2019 novel coronavirus–infected pneumonia in Wuhan, China. *JAMA* 2020; **323**: 1061–69.

THE LANCET

Supplementary appendix

This appendix formed part of the original submission and has been peer reviewed. We post it as supplied by the authors.

This online publication has been corrected. The corrected version first appeared at [thelancet.com](https://www.thelancet.com) on June 9, 2020.

Supplement to: COVIDSurg Collaborative. Mortality and pulmonary complications in patients undergoing surgery with perioperative SARS-CoV-2 infection: an international cohort study. *Lancet* 2020; published online May 29. [https://doi.org/10.1016/S0140-6736\(20\)31182-X](https://doi.org/10.1016/S0140-6736(20)31182-X).

Mortality and pulmonary complications in patients undergoing surgery with perioperative SARS-CoV-2 infection: an international cohort study

COVIDSurg Collaborative

Appendix S1: Authorship (all co-authors PubMed citable)

Writing group: Dmitri Nepogodiev*, James C Glasbey*, Elizabeth Li*, Omar M Omar*, Joana FF Simoes*, Tom EF Abbott, Osaid Alser, Alexis P Arnaud, Brittany K Bankhead-Kendall, Kerry A Breen, Miguel F Cunha, Giana H Davidson, Salomone Di Saverio, Gaetano Gallo, Ewen A Griffiths, Rohan R Gujjuri, Peter J Hutchinson, Haytham MA Kaafarani, Hans Lederhuber, Markus W Löffler, Hassan N Mashbari, Ana Minaya-Bravo, Dion G Morton, David Moszkowicz, Francesco Pata, George Tsoulfas, Mary L Venn, Aneel Bhangu (senior author & overall guarantor).

**Joint first authors who contributed equally*

Statistical analysis: Omar M Omar (lead statistician), Dmitri Nepogodiev, Aneel Bhangu.

Operations Committee: Kwabena Siaw-Acheampong, Daoud Chaudhry, Brett E Dawson, Jonathan P Evans, James C Glasbey, Rohan R Gujjuri, Emily Heritage, Conor S Jones, Sivesh K Kamarajah, Chetan Khatri, James M Keatley, Samuel Lawday, Elizabeth Li, Siobhan C McKay, Dmitri Nepogodiev, Gianluca Pellino, Abhinav Tiwari, Joana FF Simoes, Isobel M Trout, Mary L Venn, Richard JW Wilkin, Aneel Bhangu.

Dissemination Committee: Michel Adamina, Adesoji O Ademuyiwa, Arnav Agarwal, Ehab Alameer, Derek Alderson, Felix Alakaloko, Osaid Alser, Alexis P Arnaud, Knut Magne Augestad, Brittany K Bankhead-Kendall, Emma Barlow, Ruth A Benson, Ruth Blanco-Colino, Amanpreet Brar, Ana Minaya-Bravo, Kerry A Breen, Igor Lima Buarque, Edward J Caruana, Sohini Chakrabortee, Daniel Cox, Miguel F Cunha, Giana H Davidson, Anant Desai, Salomone Di Saverio, Thomas D Drake, John G Edwards, Muhammed Elhadi, Shebani Farik, Marco Fiore, J Edward Fitzgerald, Samuel Ford, Gaetano Gallo, Dhruv Ghosh, Gustavo Mendonça Ataíde Gomes, Ewen A Griffiths, Constantine Halkias, Ewen M Harrison, Peter J Hutchinson, Arda Isik, Michael D Jenkinson, Haytham MA Kaafarani, Angelos Kolias, Ismail Lawani, Hans Lederhuber, Sezai Leventoglu, Markus W Löffler, Janet Martin, Hassan N Mashbari, Dennis Mazingi, Symeon Metallidis, Ana Minaya-Bravo, Helen M Mohan, Rachel Moore, David Moszkowicz, Susan Moug, Joshua S Ng-Kamstra, Milagros Niquen, Faustin Ntirenganya, Oumaima Outani, Francesco Pata, Thomas D Pinkney, Peter Pockney, Dejan Radenkovic, Antonio Ramos-De la Medina, Keith Roberts, April C Roslani, Hosni Khairy Salem, Irène Santos, Andrew Schache, Andreas A Schnitzbauer, Neil Sharma, Richard Shaw, Sebastian Shu, Kjetil Soreide, Antonino Spinelli, Grant D Stewart, Sudha Sundar, Stephen Tabiri, Philip Townend, Georgios Tsoulfas, Gabrielle H van Ramshorst, Raghavan Vidya, Dale Vimalachandran, Oliver J Warren, Naomi Wright, EuroSurg, European Society of Coloproctology (ESCP), GlobalSurg, GlobalPaedSurg, ItSURG, PTSurg, SpainSurg, Italian Society of Colorectal Surgery (SICCR), Association of Surgeons in Training (ASiT), Irish Surgical Research Collaborative (ISRC), Joana FF Simoes (Chair).

Collaborators: (*denotes Local Principal Investigator)

Algeria: Faraj S Almaadany* (Établissement Hospitalier Spécialisé en Cancérologie - Centre Pierre-et-Marie-Curie).

Azerbaijan: Elgun Samadov*, Ilgar Namazov, Sevda Jafarova (Leyla Medical Center).

Belgium: Gabrielle H van Ramshorst*, Piet Pattyn, Liesbeth Desender (Ghent University Hospital); Charles A de Gheldere*, Nicolas Duchateau (Heilig Hart Ziekenhuis Lier).

Croatia: Jakov Mihanovic*, Nina Sulen, Tatjana Andabaka, Ivan Rakvin, Bernarda Bakmaz (Zadar General Hospital).

Denmark: Henry G Smith*, Maria L Jönsson (Bispebjerg Hospital, University of Copenhagen).

Egypt: Mohamed El Kassas*, Ahmed Tawheed (Endemic Medicine Department, Helwan University); Sameh Shehata*, Fouad M Ashoush, Ahmed S Abdelaal (Alexandria Main University Hospital); Mahmoud MA Elfiky* (Kasr Alainy Faculty of Medicine, Cairo University); Sameh H Emile*, Ahmed H Elfallal, Hossam Elfeki, Mostafa Shalaby (Mansoura University Hospital); Mahmoud M Alrahawy* (Menofiya University Hospital); Ibrahim Sallam*, Gamal Amira, , Ahmed Sherief, Mohamed Sherief, (MISR Cancer Center/MISR International Hospital).

France: Zaher Lakkis*, Alexandre Doussot, Celia Turco, Bruno Heyd, Pierre Mathieu (CHU Besançon); Alexandre Chebaro*, Katia Lecolle, Philippe Zerbib, Stéphanie Truant, Alain Saudemont, François-René Pruvot (Lille University Hospital); Alexis P Arnaud*, Damien Bergeat, Aude Merdrignac (Rennes University Hospital); Aurelien Scalabre*, Bertrand Le Roy, Ornella Perotto (CHU Saint Etienne); Stylianos Tzedakis*, Sebastien Gaujoux, Bertrand Douset (Hôpital Cochin - AP-HP); David Moszkowicz*, Frédéric Bretagnol (Hôpital Louis-Mourier - GHU AP-HP. Nord - Université de Paris); Erik Hervieux*, Emeline Maisonneuve, Pauline Clermidi, Emmanuelle Aubry, Anne Thomin (Hôpital Trousseau - APHP); Agathe Seguin-Givelet*, Frederic Zadegan, Christel Conso, Didier Ollat (Institut Mutualiste Montsouris).

Germany: Carsten Kamphues*, Johannes C Lauscher, Christian Schineis (Charité University Medicine, Campus Benjamin Franklin); Andreas A Schnitzbauer*, Philipp Thoenissen, Hanan El Youzouri, Teresa Schreckenbach, Truong A Nguyen (Frankfurt University Hospital, Goethe University); Ali Modabber*, Frank Hölzle, Philipp Winnand (University Hospital Aachen); Alfred Königsrainer*, Markus Quante, Can Yurttas, Markus W Löffler (University Hospital Tübingen).

Greece: Konstantinos Bouchagier*, Serafeim Klimopoulos (Evangelismos General Hospital); George Tzovaras*, Ioannis Baloyiannis, Konstantinos Perivoliotis (General University Hospital of Larissa); Eftychios Lostoridis*, Paraskevi Tourountzi (Kavala General Hospital).

Ireland: Arnold DK Hill*, Joshua A De Marchi, Tony Farrell, Niall F Davis, David Kearney (Beaumont Hospital); John O Larkin*, Helen M Mohan, Brian J Mehigan, Brian A Fahey, Conor P Barry* (St. James's Hospital); Jessie A Elliott*, Gary A Bass, Tara M Connelly, Dara O Kavanagh, Ramy Elkady, Paul C Neary, Paul F Ridgway, Doireann P Joyce, Sean Tierney, Emily Boyle, Bridget Egan (Tallaght University Hospital); Aoife J Lowery*, Chris G Collins, Aisling Hogan, Kevin L McKeivitt, Éanna J

Ryan, Amy L Fowler, Thomas M Aherne, Kulsoom Nizami, Stewart Walsh (Galway University Hospital).

Israel: Oded Zmora*, Nadav Kugler (Shamir Medical Center).

Italy: Maurizio Zizzo*, Giuseppe Falco, Carolina Castro Ruiz, Simone Mele, Valerio Annessi, Guglielmo Ferrari, Maria T Montella (Azienda Unità Sanitaria Locale-IRCCS di Reggio Emilia); Nicolò M Mariani*, Andrea Pisani Ceretti (ASST Santi Paolo e Carlo); Daniele Lomiento*, Lucio Taglietti, Roberto Del Giudice, Bruno Compagnoni, Sara Dester (ASST Valcamonica Ospedale di Esine); Stefano Granieri*, Christian Cotsoglou (ASST Vimercate); Tommaso Campagnaro*, Giulia Turri, Alfredo Guglielmi, Andrea Ruzzenente, Corrado Pedrazzani, Roberto Salvia*, Salvatore Paiella, Sara Nobile (Azienda Ospedaliera Universitaria Integrata di Verona); Marco V Marino*, Antonello Mirabella, Gianpaolo Vaccarella (Azienda Ospedaliera, Ospedali Riuniti Villa Sofia-Cervello, Palermo); Elisa Francone*, Sergio Gentilli, Herald Nikaj (Azienda Ospedaliero Universitaria Maggiore della Carità, Novara); Luca Morelli*, Gregorio Di Franco, Matteo Palmeri, Dario Tartaglia*, Federico Coccolini, Massimo Chiarugi (Azienda Ospedaliero Universitaria Pisana); Gabriele Anania*, Matteo Chiozza, Alessia Urbani (Azienda Ospedaliero Universitaria San'Anna, Ferrara); Mauro Podda*, Adolfo Pisanu (Cagliari University Hospital); Alberto Porcu*, Teresa Perra, Alessandro Fancellu (Cliniche San Pietro, A.O.U. Sassari); Pietro Familiari*, Giancarlo D'Andrea, Fabrizio Bàmbara (Fabrizio Spaziani Hospital, Frosinone); Marco Fiore*, Alberto Macchi, Davide Citterio, Angelo Mosca, Fabio Martinelli, Luigi Rolli, Marcello Guaglio, Lara V Comini, Vita Capizzi, Vincenzo Mazzaferro (Fondazione IRCCS Istituto Nazionale dei Tumori, Milan); Valerio Cozza*, Luca Gordini, Celestino P Lombardi, Veronica De Simone, Federica Marzi, Angelo A Marra (Fondazione Policlinico Universitario Agostino Gemelli); Edoardo Baldini*, Luigi Conti, Marta Ribolla, Simone M Isolani, Patrizio Capelli (Ospedale "G. da Saliceto", Piacenza); Antonino Spinelli*, Michele Carvello, Francesca Di Candido, Hayato Kurihara, Enrico Marrano, Guido Torzilli, Carlo Castoro, Anna Da Roit, Giuseppe Mercante, Giuseppe Spriano, Francesca Gaino, Armando De Virgilio (Humanitas Clinical and Research Center – IRCCS, Rozzano); Luigi Bonavina*, Emanuele Asti (IRCCS Policlinico San Donato, University of Milan); Carlo V Feo*, Nicolás Fabbri, Erminio Righini (Ospedale del Delta, Azienda Unità Sanitaria Locale di Ferrara, University of Ferrara); Salomone Di Saverio*, Salomone Di Saverio, Antonella Scorza, Domenico Iovino, Giulio Carcano (Ospedale di Circolo, University of Insubria, University Hospital of Varese, ASST Sette Laghi, Regione Lombardia); Caterina Baldi*, Gianluca M Sampietro, Carlo Corbellini (Ospedale Di Rho - ASST Rhodense); Paola Cellerino*, Marco A Zappa, Antonella Ardito, Elisa Galfrascoli, Giulio Iacob (Ospedale Fatebenefratelli e Oftalmico); Nicola Zanini*, Gianmarco Palini, Gianluca Garulli (Ospedale Infermi di Rimini); Michele Ballabio*, Pietro Bisagni, Paolo Pizzini, Annalisa Gagliano, Teodora Armao, Marco Longhi, Marco Madonini, Marco Luraghi, Luca Galimberti, Silvio Romano, Marco Bastazza, Francesco Trotta, Manuel Gipponi, Stefano Malabarba, Giovanna Centinaio (Ospedale Maggiore di Lodi); Sylvie Mochet*, Lucia Morelli, Antonella Usai, Manuela Grivon, Roberto Barmasse (Ospedale Regionale Umberto Parini); Andrea Sagnotta*, Luigi MP Marino Cosentino (PO San Filippo Neri - ASL ROMA 1); Raffaele Galleano*, Michele Malerba, Stefano Baldo (Ospedale Santa Corona, Pietra Ligure (SV); Massimiliano Casati*, Emmanuele Abate, Letizia Laface (Ospedale Vittorio Emanuele III, Carate Brianza); Vincenzo Lizzi*, Fernanda Vovola, Armando Arminio (Ospedali Riuniti Azienda Ospedaliera Universitaria Foggia); Roberto Vergari* (Ospedali Riuniti di Ancona); Emanuele Rausa*, Federica Bianco, Alessandro Lucianetti (Papa Giovanni XXIII Hospital); Eleonora Guaitoli* (Perrino); Enrico Pinotti*, Francesca Carissimi, Mauro Montuori, Gianluca Baronio (Policlinico San Pietro); Michela Campanelli*, Giuseppe S Sica, Leandro Siragusa (Policlinico Tor

Vergata Hospital, Rome); Pierfrancesco Lapolla*, Andrea Mingoli, Giorgio De Toma, Enrico Fiori, Filippo La Torre, Paolo Sapienza, Gioia Brachini, Bruno Cirillo, Immacolata Iannone, Martina Zambon, Ambra Chiappini, Simona Meneghini, Giovanni B Fonsi, Pierfranco M Cicerchia, Placido Bruzzaniti, Antonio Santoro, Alessandro Di Bartolomeo (Policlinico Umberto I, Sapienza University of Rome); Diego Sasia*, Marco Migliore, Andrea Gattolin (Regina Montis Regalis Hospital, Mondovi); Matteo Rottoli*, Matteo Ravaioli, Riccardo Schiavina, Piergiorgio Solli, Federico Frio (Institute of Neurological Sciences of Bologna, AUSL Bologna), Jacopo Neri, Gilberto Poggioli, Angela Belvedere, Anna P Pezzuto, Daniele Parlanti, Tommaso Violante, Valeria Tonini*, Maurizio Cervellera, Lodovico Sartarelli (Sant'Orsola Hospital, Alma Mater Studiorum University of Bologna); Marco Giacometti*, Sandro Zonta (Ospedale San Biagio, Domodossola, ASL VCO); Francesco Ferrara*, Marco Stella, Davide Gobatti (San Carlo Borromeo Hospital, ASST Santi Paolo e Carlo, Milan); Andrea Costanzi*, Marco Confalonieri, Gaia Colletti, Colomba Frattaruolo, Giulio Maria Mari, Michela Monteleone (Ospedale San Leopoldo Mandic, Merate, ASST Lecco); Massimo Candiani*, Giulia Bonavina, Luca Valsecchi, Jessica Ottolina, Pietro Mortini, Filippo Gagliardi, Martina Piloni, Marzia Medone, Michele Carlucci, Giampiero Negri, Alessandro Bandiera, Paola De Nardi, Ugo Elmore, Pierpaolo Sileri, (San Raffaele Scientific Institute, Milan); Giorgio Lisi*, Massimo Carlini, Domenico Spoletini (Sant'Eugenio Hospital); Maria Carmela Giuffrida*, Felice Borghi, Francesco Rosato, Andrea Puppo, Michele D'Agruma, Alessandra Marano, Valentina Testa, Chiara Peluso (Santa Croce e Carle Hospital, Cuneo); Fabio Barra*, Simone Ferrero, Claudio Gustavino (Unit of Obstetrics and Gynecology IRCCS Ospedale Policlinico San Martino Genoa); Gaetano Gallo*, Giuseppe Sammarco, Mario Trompetto, Giuseppina Vescio (University 'Magna Graecia' of Catanzaro); Tommaso Fontana* (Vittorio Emanuele, Gela).

Jordan: Mahmoud Al-Masri*, Mohamad K Abou Chaar, Hani Al-Najjar (King Hussein Cancer Center).

Libya: Ghadah Z Alkadeeki*, Faraj S Al Maadany, Emmhamed Nasef, Fatimah Elkhafefi, Mohammed Eljareh (Aljalaa Hospital); Ahmad EM Bouhuwaish*, Ahmed SA Taher, Farhat B Yousuf (Tobruk Medical Center); Marwa M Morgom* (Tripoli Central Hospital); Abdulrauf A Salamah*, Hiba A Salama, Mustafa R Bulugma (Zawia Teaching Hospital).

Mexico: Fernando Cordera*, Maria R Alvarez (Sociedad Quirúrgica at the American British Cowdray Medical Center).

Netherlands: Suzanne S Gisbertz*, Alexander BJ Borgstein, Mark I van Berge Henegouwen (Amsterdam UMC, University of Amsterdam, Cancer Center Amsterdam); Wouter KG Leclercq*, Martine Uittenbogaart (Máxima Medical Center); Schelto Kruijff*, Jean-Paul PM de Vries, Willemijn Y van der Plas, Pieter J Steinkamp, Pascal KC Jonker (University Medical Center Groningen, (University of Groningen); Joop Konsten*, Maarten van Heinsbergen (VieCuri Medisch Centrum);

Pakistan: Mariyah Anwer* (Jinnah postgraduate medical center).

Portugal: Hugo Santos-Sousa*, Salomé Cavaleiro, André M Leite-Moreira, André Pereira, António Pereira-Neves, Carlos S Faria, Joana M Monteiro, Jorge Nogueiro, Mafalda Sampaio-Alves, Mariana Magalhães Maia, Paula Vieira (Centro Hospitalar e Universitário de São João); André Lázaro*, Ricardo Martins, Ana Oliveira, Marta Costa, Ana C Almeida (Centro Hospitalar e Universitário de Coimbra); Pedro A Serralheiro*, Tobias Teles (Hospital de Cascais - Dr. José de Almeida); Filipe Borges*, Maria João Lima, Paulo Matos Costa, Susana Henriques (Hospital Garcia de Orta).

Spain: Eduardo E Rubio*, Alfredo A Vivas, Viviana A Vega (12 de Octubre University Hospital); Antonio Navarro-Sánchez*, Saida Martel Lozano, Borja Camacho Fernández-Pacheco (Complejo Hospitalario Universitario Insular-Materno Infantil); Juan Carlos Bernal-Sprekelsen*, Carolina Martínez-Pérez, Juan Carlos Catalá Bauset (Consorcio Hospital General Universitario); Victor Turrado-Rodriguez*, Xavier Morales, Isabel Gracia, Roger Pujol-Muncunill, F Borja De Lacy (Hospital Clinic Barcelona); Jose M Muguerza*, Jana Dziakova, Cristina Sanchez del Pueblo, Rocio B Avellana, Vanesa Catalan, Sara Picazo, Andres Garcia Fernandez, Jose L Romera, Jose L Garcia Galocha, Mikel Rojo, Antonio J Torres, Ana Munoz Rivas, Enrique Camarero, Carlos Saez, Leyre Lopez Antonanzas (Hospital Clinico San Carlos, Madrid); Beatriz De Andrés-Asenjo*, Juan Beltrán de Heredia, Andrea Vázquez-Fernández, Jeancarlos Trujillo-Díaz, María Ruiz-Soriano (Hospital Clínico Universitario de Valladolid); Ana Minaya-Bravo*, Carlos San Miguel Mendez, Armando Galván-Pérez, Alvaro Robin-Valle, Enrique Gonzalez-Gonzalez, Enrique Calcerrada-Alises, Miguel Angel Garcia-Ureña (Universidad Francisco de Vitoria, Hospital Universitario del Henares); Milagros Carrasco*, Clara Giménez, Esther Medina, Antonio J Fernández, Miguel Ruiz-Marin (Hospital General Universitario Reina Sofía, Murcia); Mercedes Estaire-Gomez*, Fernando Martínez-dePaz, Daniel Sanchez-Pelaez, Elisa Jimenez-Higuera, Carlos Martinez-Pinedo, Rafael Picon-Rodriguez, Angel Fernandez-Camuñas, David Padilla-Valverde (Hospital General Universitario De Ciudad Real); Cristina Rey-Valcarcel*, MD Perez-Diaz, María Fernández-Martínez, Lorena Martín-Román, María Fanjul Gómez, Javier Rio-Gomez, Manuel Tousidonis, Paula Alonso-Ortuño, Esther Ayuso-Herrera, Lorena Martin-Albo, Juan Aragon-Chamizo, Alejandro Lowy-Benoliel, Begoña Quintana-Villamandos, Coral Sanchez-Perez, Olga Mateo-Sierra (Hospital General Universitario Gregorio Marañón); Javier Corral*, Albert Caballero, Alba Zarate (Hospital Germans Trias i Pujol); Manuel M Diez-Alonso*, Fernando Mendoza-Moreno , Cristina Vera-Mansilla, Fernando Ruiz-Grande, Pilar Hernandez-Juara, Alma Blazquez-Martin (Hospital Principe De Asturias); Cristina Soto Montesinos*, Carlos J Gómez Díaz, Claudio A Guariglia, Lorena Sanchon Fructuoso, Alexander L Osorio, Roser Farré Font, Pablo Collera Ormazabal (Fundació Althaia - Xarxa Assistencial Universitària de Manresa); Ismael Mora-Guzmán* (Hospital Santa Bárbara); Javier Serrano González*, David Díaz Pérez, Miguel Ángel Hernández Bartolomé, María Gutiérrez Samaniego, Pablo Galindo Jara (Hospital Universitario de Torrejón, Facultad de Medicina, Universidad Francisco de Vitoria, Madrid); Miguel Hernandez Garcia*, Manuel Losada Ruiz, Beatriz Dieguez Fernandez, Maria Garcia-Conde Delgado, Alfredo Alonso Poza (Hospital Universitario del Sureste); Victoria Duque-Mallen*, Carlos Gracia-Roche, Antonio Martinez-German, Maria-Pilar Santero-Ramirez, Maria-Soledad Matute-Najarro, Maria-Carmen De Miguel-Ardevines, Maria-Nieves Sanchez-Fuentes, Sef Saudi-Moro, Isabel Gascon-Ferrer, Maria Herrero-Lopez, Eduardo Delgado-Oliver, Maria Sanchez-Rubio, Miguel Cantalejo-Diaz (Hospital Universitario Miguel Servet); Luis E Pérez-Sánchez*, Vanesa Concepción-Martín, Alberto Díaz-García (Hospital Universitario Nuestra Señora de Candelaria); Diego Ramos*, Alberto G Barranquero, Juan Ocaña, Jordi Núñez, Cristina Cerro (Hospital Universitario Ramón y Cajal); Francisco J Tejero-Pintor*, Baltasar Pérez-Saborido, Pablo Marcos-Santos, Ekta Choolani-Bhojwani, Fernando Acebes-Garcia, Alejandro D Bueno-Cañones, David Pacheco-Sanchez, Martin Bailon-Cuadrado (Hospital Universitario Río Hortega); Ana Senent-Boza*, Inmaculada Benítez-Linero, Irene Ramallo-Solís, Alejandro Sánchez-Arteaga, Lidia Melero-Cortés, Reyes Fernández-Marín, Virginia M Durán-Muñoz-Cruzado (Hospital Universitario Virgen del Rocío); Juan-Carlos Gomez-Rosado*, M Dolores Del Toro, Javier Valdes-Hernandez, Julio Reguera-Rosal, Luis-Cristobal Capitan-Morales, Fernando Oliva-Mompean (Hospital Universitario Virgen Macarena); Jorge Sancho-Muriel*, Hanna Cholewa, Blas Flor (Hospital Universitario y Politécnico La Fe); Aitor Landaluze-Olavarria*, Melania Gonzalez-De Miguel, Laura Fernández-Gomez Cruzado (Hospital Urduliz); Jaime Jimeno*, Enrique

Toledo, Angela Pascual, Mariana Carrillo, Dieter Morales, Marcos Gómez, Juan C Rodriguez-Sanjuan (Marqués de Valdecilla University Hospital); José Aguilar*, Melody Baeza (Morales Meseguer University Hospital); Juan Rey-Biel*, Lorena Pingarrón-Martín, Carmen Moliner-Sánchez, Irene Ruiz-Martin (Rey Juan Carlos University Hospital); Jorge Escartin*, Juan Luis Blas Laina, Ana Nogues Pevidal (Royo Villanova); Diego T Enjuto*, Antonio Ramos-Bonilla, Marta Pérez-González, Patricia Diaz-Peña, Raúl Garcés-García, María Marqueta De Salas, Elima P Cagigal-Ortega (Hospital Universitario Severo Ochoa).

Sudan: Osman M Ali*, Ali A Ali karar (Al-rajhi).

Switzerland: Dimitri Christoforidis*, Michele Arigoni, Francesco Mongelli, Matteo Bernasconi, Matteo Di Giuseppe (Ente Ospedaliero Cantonale del Canton Ticino); Michel Adamina*, Georgios Peros (Kantonsspital Winterthur).

Turkey: Volkan Ozben*, Erman Aytac, Zümrüt Aliyeva (Acibadem Mehmet Ali Aydınlar University, Atakent Hospital); Yasin Kara*, Mehmet A Bozkurt, Ali Kocataş (Kanuni Sultan Süleyman Training and Research Hospital); Fatih Altıntoprak* (Sakarya University Faculty of Medicine), Emre Gonullu, Baris Mantoglu (Sakarya University Research and Educational Hospital); Alp Yıldız* (Yıldırım Beyazıt University Yenimahalle Training and Research Hospital).

United Kingdom: Richard J Davies*, James Ashcroft, Olivia J Baker, Matthew HV Byrne, Patrick A Coughlin, Alexander ZE Durst, Fanourios Georgiades, Amir Habeeb, Victoria E Hudson, Angelos Kolias, Louis Luke, Stefan Mitrasinovic, Midhun Mohan, Suzanne H Murphy, Albert WT Ngu, John R O'Neill, Jousi Ramzi, Siobhan M Rooney, Aminder A Singh, Saima Waseem, Ken Wong (Addenbrooke's Hospital); Raimundas Lunevicius*, Andrea RG Sheel, Robert P Jones, Quentin M Nunes, Jane L Hughes, Iram Haq, Nikhil Misra, Mirza MAS Baig, Matthew Sundhu (Aintree University Hospital); Catherine Rossborough, Brendan L Skelly* (Altnagelvin Area Hospital); David TA Neely*, Dimitrios Angelou, Andrew McCanny (Antrim Area Hospital); Max J Pacht*, Benjamin Martin (Birmingham Children's Hospital); Sudha Sundar*, Elaine YL Leung (The Pan Birmingham Gynaecological Cancer Centre); Rajiv Vashisht*, Nur Amalina Che Bakri, Long R Jiao, Scarlet Nazarian (Bupa Cromwell Hospital); Oliver J Warren, Christos Kontovounisios, Thomas Grove (Department of Colorectal Surgery, Chelsea and Westminster Hospital NHS FT and Imperial College London); Dale Vimalachandran*, Nichola Manu, Nicola J Eardley, Emily Krishnan, Olivia L Serevina, Emmeline Martin, Meical G Povey, Andrew P Jones, Claire Smith (Countess of Chester Hospital); Syed Mannan*, Funbi A Ayeni, Rory Houston, Harry Tustin (Cumberland Infirmary); Luke J Rogers*, Gary Minto, Adrian Marchbank, Douglas Miller, Beatrice Ho, Kajal Gohil, Peter L Labib, Katy M Emslie, Ethan CS Clough, Ibrahim Enemosah, Clare Perkins, Mariam Rela, Pedram Panahi (University Hospitals Plymouth NHS Trust); Markus P Baker*, Thomas J Holme, Sarah J Abbott, Matthew N Bence, Aisha Razik, Liza Osagie-Clouard (Epsom & St Helier University Hospitals NHS Trust); Charlotte M Holbrook*, Dorothy Kufeji*, Clara Chong, (Evelina London Children's Hospital); John S Hammond*, John AG Moir, Iain McPherson, Karen Booth (Freeman Hospital); Panna K Patel*, Aaron Kler, Siddhartha Handa, Manish V Kaushal, Jennifer Redfern (Furness General Hospital); Richard Morgan*, Andrew Maw*, Tanzeela Gala, Mostafa Abdelkarim, Ahmad Asqalan, Reda H M Mithany, Sherif Ibrahim, Gowtham S Venkatesan (Glan Clwyd Hospital); Edward J Caruana*, Adam Mohammad, Metesh Acharya, Sridhar Rathinam, Apostolos Nakas (Glenfield Hospital, Leicester); Simon Higgs*, Oliver D Brown, Matthew Boal, Harry Dean, Sophie Stanger, Hossam Abdalaziz (Gloucestershire Royal Hospital); Ahmad Sayasneh*, Manhal Najdy, Rahul Nath, Gautam

Mehra (Guy's and St Thomas' NHS Foundation Trust); Matyas Fehervari*, Duncan R Spalding, Madhava Pai (Hammersmith Hospital); David N Naumann*, Maninder Kalkat, Arooj Syed, Ruhina Alam (Heartlands Hospital); Salim Tayeh*, Thomas JG Chase, John OO Ayorinde, Tamzin Cuming, Amir Ghanbari (Homerton University Hospital); Mahmoud Loubani*, Ahmad Aboelkassem-Ibrahim, Han Cao, Elizabeth Ross, Joshua Totty, Alex Wilkins, Louise Hitchman (Hull University Teaching Hospitals NHS Trust); Jan R Dixon*, Joel Dunning, Yirupaiahgari KS Viswanath, Madan Jha Shane Lester (James Cook University Hospital); Giles Bond-Smith*, Mariam Lami, Giovanni D Tebala, Sarah C Tucker*, Abigail V Shaw, Stuart C Winter*, Cristina Cernei, Ali Qureshi, Elizabeth Belcher*, Kate Wallwork, Dionisios Stavroulias, Francesco Di Chiara, Oliver Dare, Deva S Jeyaretna*, Mario Ganau*, Swathikan Chidambaram, Sanskrithi Sravanam, Sanjay Sinha*, Robert Smillie, Karishma Shah, Sushma Shankar, (Oxford University Hospitals NHS Foundation Trust); Matt Dunstan*, Philip Beak, Ioannis Gerogiannis* (Kingston Hospital NHS Foundation Trust); Gareth P Jones, Anne Gardner, Shiva S Tripathi* (Lancashire Teaching Hospitals NHS Foundation Trust); Alexander P Boddy*, Tanvir Hossain, Christopher Ashmore, Seethalakshmi Annamalai, Esmee Irvine, Amar Kourdouli (Leicester Royal Infirmary); Bilal H Kirmani*, Michael J Shackcloth, Amer Harky (Liverpool Heart and Chest Hospital); Nicholas A Stylianides*, Mutwakil OM Abdalla, Katy Newton (Manchester Royal Infirmary); Oreoluwa M Bajomo*, Sana Rizvi, Ebenezer Darko, Abdel Rahman Saad (Medway Maritime Hospital); Zoe Li*, Dema Motter, Libor Hurt, Richard Egan, Rhiannon Harries (Morrison Hospital, Swansea); Mina MG Youssef*, Luke Evans, David Chrastek, Vasileios Kouritas (Norfolk and Norwich University Hospital); Jigar Shah*, James Anthoney, Rabbia Amjad, Joseph Harrison, Islam Mabrouk, Bethany Hebblethwaite, Oliver Emmerson (North Manchester General Hospital); Karen D Bosch*, Venugopala Kalidindi, Varvara Bashkistrova (North Middlesex University Hospital); John G Edwards*, Jagan N Rao, David N Hopkinson, Govind Chetty, Stefano Forlani, Soumya Guha, Mohamed Sherif, Anna-Victoria Giblin, George Lye, Emma Whitehall, Chris M Blundell, Alex Ward, Daniel Tadross, Fiona Wells, Lawrence Majkowski (Northern General Hospital, Sheffield); David N Townshend*, Sarah J Mills, Keith Seymour, Amy Shenfine, Nicola McLarty (Northumbria NHS Hospital Trust); Florence Kashora*, Sophia E Lewis, Harmony K Ubhi, Rebecca Exley, Abhinav Singh, Amedra Basgaran, Anne-Marie Bartsch, Valentine Okechukwu, Amr Basha, Christina Barmpagianni, Phoebe Gallagher, Umul Khan, Afnan Maqsood, Preena Shah, Shobhit Saxena, Kapil Sannan, Muhammad Harris Siddique, Cosimo Alex Leo, Noman Zafar (Northwick Park Hospital); Rebecca A Rollett*, Michelle L Collins, Muhammad S Tamimy, Harjoat Riyat, Jason Neil-Dwyer, Jiaxin Wen, Nathan Burnside*, Helen Weaver, Mohammad Hawari, Emmanuel Addae-Boateng, John P Duffy (Nottingham City Hospital); Benjamin JF Dean*, Catriona R Luney (Nuffield Orthopaedic Centre); Janahan Sarveswaran*, Sangram Patil, Sharanya Ravindran, Lucy Scott, Martin Michel (Pinderfields Hospital); Simon Toh*, Yousra Ahmed* (Portsmouth Hospital NHS Trust); Vardhini Vijay*, Taner Shakir, Raashad Hasan, Rosamond Tansey (Princess Alexandra Hospital); Ammar Alanbuki*, Mahul Patel, Amanda Shabana, Samuel Paisley (Brighton and Sussex NHS Trust, Princess Royal Hospital); Jim S Khan* (Queen Alexandra Hospital); Ewen A Griffiths*, Aaron P Kisiel, Mona Kamal, Liam D Cato, Alessandro Parente, Rugved Kulkarni, Samerah A Saeed, Jason Mak (Queen Elizabeth Hospital Birmingham); Ignatius Liew*, Ahmad Al-Sukaini, Dolly Saxena, Saniya Mediratta, Inthekab Ali Mohamed Ali (Queen Elizabeth Hospital King's Lynn); Andrew Smith*, Adam Fell, Camilla English, Sverrir Kristinsson, Giles Goatly, Constantine Halkias, Jessica Evans (Queen Elizabeth the Queen Mother Hospital Margate); Paul Glen*, Marwa Al-Azzawi, Emma Aitken (Queen Elizabeth University Hospital); Samrat Mukherjee*, Shailendra Singh, Christopher Smith, William English, Paul Vulliamy, Edward Karam, Karen Chui, Ahmer Mansuri, Sriharan Sivayoganathan, Mahmoud A Aaraj, Abess El-Ali (Queen's Hospital, Romford); Abeed H Chowdhury*, Dawit Worku (Queen's Medical

Centre, Nottingham University Hospitals NHS Trust); Matthew Hampton* (Rotherham District General Hospital); Joanna Manson*, Laura Findlay, Agata Majkowska, Genevieve Brixton, Ryan Potter (Royal Bournemouth Hospital); Anthony C De Souza*, Melissa Rochon, Maria Cannoletta (Royal Brompton Hospital); Ashish Bhalla*, Prita Daliya, Zoe Chia (Royal Derby Hospital); Joerg M Pollok*, Dimitri A Raptis, Brian R Davidson, Giuseppe K Fusai, Souza E Xyda, Fiammetta Soggiu, Nikolaos Machairas (Royal Free Hospital); David C Bosanquet*, Alethea M Tang, Andrew J Beamish, Heeam Nassa, Claire Price, Gethin Williams, Drew Magowan, Francesca Solari (Royal Gwent Hospital); Emma J Davies*, Ondrej Ryska, Paul Hawkin, Thomas Raymond (Royal Lancaster Infirmary); Ryan D Baron*, Peter Szatmary, Sukhpreet Gahunia, Amy J Thomas, Declan FJ Dunne, George E Nita, Dana Sochorova (Royal Liverpool University Hospital); Rajesh Sivaprakasam*, Mary L Venn, Catrin Sohrabi, Frances SJ Ledesma, Mohamed A Thaha, Tom BB Sullivan (The Royal London Hospital); James T Parry*, Rachel Baumber (Royal National Orthopaedic Hospital); James E Archer*, Abdulrahman Odeh (Royal Orthopaedic Hospital, Birmingham); Robbie Stewart*, Ramzan Ullah, Lara Armstrong, Mark Jones*, Firas Aljanadi, Nader Moawad, Anne Gregg, Reuben Jeganathan* (Royal Victoria Hospital); Henry JM Ferguson*, Sean Ramcharan, Danylo Yershov (South Warwickshire NHS Foundation Trust); James C Hopkins*, Matthew J Doe, Graeme K Ambler, Emilie Lostis, Samuel Lawday (Southmead Hospital); Bheemanakone H Babu*, Aloka S D Liyanage, Chamindri K Weerasinghe, Iain Blake (Southport and Formby District General Hospital); Julie Sanders*, Teofila Bueser, Miles Curtis, Aung Y Oo (Department of Cardiothoracic Surgery, St Bartholomew's Hospital); Tom EF Abbott*, Sibtain Anwar, Catrin Sohrabi (St Bartholomew's Hospital); Katherine J Williams*, Eric A Chung, Robert Hagger, Ahmed Karim, Alison J Hainsworth, Michael Flatman, Caroline B Hing, Alex Trompeter (St George's Hospital); Terence Lo*, Ryckie G Wade, Grainne Bourke, Joshua R Burke, Alastair L Young, Joshua JS Wall, Jack R Johnstone, Adam Peckham-Cooper, Hannah H Elkadi, Mikolaj R Kowal, Cecilia Pompili, Michael WS Ho (Leeds Teaching Hospitals NHS Trust, Leeds); James Kinross*, Mohamed AH Ibrahim, Ala Abuown, Max Denning, Simon Erridge, Seema Yalamanchili, Guy Martin (St Mary's Hospital); Claire Hall*, James RW Hall (Stepping Hill Hospital); Alexander J Baldwin, Emanuele Gammeri, Raha West*, Justin CR Wormald, Andrew B Catton, Søren Kudsk-Iversen, Spyros Marinos Kouris (Buckinghamshire Healthcare NHS Trust); Michael Nugent*, Daniel J Lin, Chong Kang, Rachel J Scurrah, Amarkumar D Rajgor, Ben Steel (Sunderland Royal Hospital); Andrew Day*, Ajay P Belgaumkar, Bankole Oyewole, Catherine Gilbert (Surrey and Sussex Healthcare NHS Trust); Debashis Dass, David Ford* (The Robert Jones and Agnes Hunt Orthopaedic Hospital); Sarah Duff*, Azam Khan, Peter Asaad, Francisco S Moura, Benjamin C Brown (Manchester University NHS Foundation Trust, Wythenshawe Hospital); Michael D Jenkinson*, Rasheed Zakaria, Tarek Elmoslemany (The Walton Centre NHS Foundation Trust); Chetan Parmar*, Simon J McCluney, Sujay Shah (The Whittington Hospital); Nicholas Kalavrezos*, Deepti Sinha, Clare Schilling (University College London Hospital); Nilanjana Tewari*, Naomi JM Dunne, William J Carlos, Charn K Gill, Chintamani Godbole, Kathryn E Dickson, Apoorva Khajuria, Hannah Connolly, Pradyumna Naredla, Diwakar R Sarma, Stuart Robertson (University Hospitals Coventry and Warwickshire); Chris Morris*, Tomos Richards, Jared Torkington, Matthew Williams, Michael Shinkwin, Ullas Jayaraju (University Hospital of Wales); Rabindra P Singh*, Raiyyan Aftab, David Warwick (University Hospital Southampton); Mohamed A Khalefa*, Fahad S Hossain, Khabab Osman (Walsall Manor Hospital); Stefano M Andreani*, Michael F Bath, Arun Sahni, Nicholas Judkins, Laurie R Springford, Catrin Sohrabi (Whipps Cross University Hospital); Martin S Wadley*, Jayne Tyler, Laura Wild, Rosemary Wall, Edward Jenner, Stephanie Chamberlain, Jessica Thrush, Jessie Brain, Catherine Townsend, Sally Stringer, Lisa Breckles, Ian Flindall, George Phenix, Kane Thomas (Worcestershire

Acute Hospitals NHS Trust); Richard Young*, Luisa MacDonald, Susanna Green, Victor Miu, Kelda Sheridan, Lavinia Onos (York Teaching Hospitals NHS Trust).

United States: John RT Monson* (AdventHealth Orlando); Frederick T Drake*, Maha H Haqqani (Boston Medical Center); Zara Cooper*, Ali Salim, Sameer A Hirji, Allison K Brown, Choyin Chung, Laura Hansen, Barbara U. Okafor, Vanessa I Roxo (Brigham and Women's Hospital); Henry E Rice*, E. Shelley Hwang, Dan G Blazer III, Bria J Hall, Steven A Olson (Duke University Medical Center); Deepika Nehra*, Joseph Cuschieri, Giana H Davidson, Andrew M Walters (Harborview Medical Center, University of Washington); Rachel M Nygaard*, Emily T Colonna, Frederick W Endorf (Hennepin Healthcare); Ashley D Meagher*, Gabriel Kinnaman (IU Health Methodist Hospital); Katherine McKenzie*, Kenneth R Fretwell, Jeffrey Chan, William C Nugent III, David Chen (Jamaica Hospital); Kent A Stevens*, Eric W Etchill, Hillary E Jenny (Johns Hopkins Hospital); Ahmed Dehal* (Kaiser Permanente Panorama City Medical Center); Haytham MA Kaafarani*, Kerry A Breen, Brittany K Bankhead-Kendall, Osaid Alser, Hassan N Mashbari, George C Velmahos (Massachusetts General Hospital); Grace Chang*, Dustin Dehart, Jared Ourieff (Mount Sinai Hospital); Stephen Merola*, Anita Volpe (New York Presbyterian Queens); Dina Podolsky*, Natasha L Coleman, Miriam Callahan (NewYork-Presbyterian / Columbia University Medical Center); Collin EM Brathwaite*, Helen H Liu, Patrizio Petrone, Gerard Baltazar, Hazim Hakmi, Amir H Sohail (NYU Langone Health - NYU Winthrop Hospital); Joshua P Hazelton*, Anna E Ssentongo, Paddy Ssentongo (Pennsylvania State University); Tahir Jamil*, Somya Al-Embideen, Sara Seegert (ProMedica Toledo Hospital); Alfonso Torquati*, Anuradha R Bhama (Rush University Medical Center); Walter L Biffi*, Kathryn B Schaffer, Christopher L Marsh (Scripps Memorial Hospital); Matthew M Philp*, Howard Ross, Thomas Santora, Abhijit Pathak, Joseph M Sowards, Michael Pontari, Jamie L Engel (Temple University Hospital); Emmanouil Giorgakis*, Avi V Bhavaraju, Kyle J Kalkwarf, Matthew Roberts, Ronald Robertson (University of Arkansas for Medical Sciences); Rachael A Callcut*, Michaela E Canova, Avni Suri (University of California Davis Health, Department of Surgery); Catherine G Velopulos*, Heather Carmichael, Robert C McIntyre Jr., Franklin L Wright, Shane Urban (University of Colorado Hospital); Robert CG Martin*, Neal Bhutiani (University of Louisville Hospital and Norton Hospital); Jose J Diaz*, Hossam Abdou, Lindsay B O'Meara, Michael Richmond (University of Maryland Medical Center); Murad Almasri*, Hisham Marwan, Mohammad Q Mehdi, Gauri Kulkarni (University of Texas Medical Branch); Vin Shen Ban*, Salah G Aoun, H. Hunt Batjer (University of Texas Southwestern).

Data Monitoring and Ethics Committee: Deborah S Keller, Neil J Smart

Supplementary Table 1: Countries contributing data to the study

Country	Number of hospitals	Number of patients
Algeria	1	1
Azerbaijan	1	1
Belgium	2	8
Croatia	1	3
Denmark	1	1
Egypt	6	12
France	8	20
Germany	4	6
Greece	3	8
Ireland	4	18
Israel	1	1
Italy	44	181
Jordan	1	1
Libya	3	4
Mexico	1	1
Netherlands	4	6
Pakistan	1	1
Portugal	4	16
Spain	29	170
Sudan	1	1
Switzerland	2	7
Turkey	4	11
United Kingdom	82	484
United States	27	167

Supplementary Table 2: Procedures included by the study stratified by urgency of surgery

	Elective		Emergency		Total
	Minor	Major	Minor	Major	
Breast surgery	1	2	0	0	3
Breast biopsy	1				1
Mastectomy		4			2
Cardiac Surgery	0	15	3	33	51
Aortic valve surgery		5		8	13
Coronary artery bypass graft		5		7	12
Mitral valve surgery		3		15	18
Other procedure		2		2	4
Other valvular surgery			3	1	4
Gastrointestinal and general surgery	7	76	122	165	373
Adhesiolysis (laparoscopic)			2		3*
Adhesiolysis (laparotomy)				24	24
Appendicectomy	1		42		43
Colostomy - formation		2		5	7
Colostomy - refashioning or resiting		1			1
Colostomy - reversal		3			3
Diagnostic laparoscopy			4		4
Diagnostic laparotomy			14		14
Drainage of superficial haematoma			1		1
Feeding gastrostomy				1	1
Feeding jejunostomy		1		1	2
Formation of ileostomy		2			2
Hernia repair - femoral			3		3
Hernia repair - incisional	2		3		5
Hernia repair - inguinal	2		6		8
Hernia repair - other			6		6
Hernia repair - umbilical	2		2		4
Ileostomy - reversal				1	1
Left hemicolectomy		5		9	14
Miscellaneous proctology			5		5
Neck wound exploration			2		2
Other colorectal procedure		1		3	4
Other gastric procedure		1		1	2
Other oesophageal procedure				1	1
Other small bowel procedure				5	5
Pyloroplasty				1	1
Repair of perforated duodenal ulcer				3	3
Repair of perforated peptic ulcer				8	8
Resection - abdominoperineal resection		5		1	6
Resection - anterior resection		19		6	25
Resection - ileocaecal resection		2		6	8
Resection - oesophagectomy		4		1	5

Resection - right hemicolectomy		13		30	43
Resection - sigmoid hemicolectomy		4		26	30
Resection - small bowel resection				19	20*
Resection - subtotal colectomy		2		3	6*
Resection - total colectomy				6	6
Resection - total or partial gastrectomy		6		2	8
Sleeve gastrectomy		3		1	4
Splenectomy		1		2	3
Superficial abscess drainage (not perianal)			16		16
Transanal endoscopic microsurgery		1			1
Wound exploration & washout			15		15
Gynaecology	2	7	4	7	21
Hysterectomy - abdominal		6		3	10*
Hysterectomy - vaginal		1			1
Other procedure	2		4		6
Repair of uterus				1	1
Salpingectomy				3	3
Head & Neck surgery	7	14	13	6	40
Excision of salivary gland	1				1
Neck dissection		2			2
Other procedures on mandible		6		3	9
Pharynx procedures other than excision	1				1
Procedures on the mouth	1				1
Procedures on the tongue	4				4
Reduction and/or fixation of mandible		1		2	3
Tracheostomy			13		13
Thyroidectomy		5		1	6
Hepatobiliary surgery	0	34	0	28	62
Cholecystectomy		4		18	22
Hepatectomy		10			10
Liver transplant		1		3	4
Other biliary tract procedure		1		1	2
Other hepatic procedure		1		2	3
Other pancreatic procedure				2	2
Pancreatectomy		5		1	6
Pancreaticoduodenectomy		12		1	13
Neurosurgery	1	12	3	23	39
Excision of pituitary gland		1			1
Biopsy of lesion of brain tissue	1		1		2
Craniotomy		2		2	4
Drainage of extradural space				1	1
Drainage of lesion of tissue of brain			2		2
Drainage of subdural space		1		6	7
Excision of tissue of brain		4		1	5
Other procedure		2		5	7

Procedures on the meninges		1		4	5
Procedures on the ventricles				1	1
Repair of cranium		1		2	3
Repair of dura				1	1
Obstetrics	1	7	1	42	51
Caesarean section		7		42	49
Evacuation of contents of uterus	1		1		2
Ophthalmology	4	0	0	0	4
Other ophthalmic procedurs	1				1
Phacoemulsification	3				3
Orthopaedics	2	18	19	262	302
Amputation of foot				3	3
Amputation of leg		1		21	22
Amputation of toe			10		10
Arthroscopy (diagnostic)			2		2
Bursa procedures	1		1		2
Closed reduction and external fixation of fracture				2	2
Closed reduction and internal fixation of fracture				15	15
Closed reduction of dislocation of joint			1		1
Debridement and irrigation of joint				13	13
Decompression or excision of intervebral disc		5		3	8
Dynamic hip screw		1		48	49
Hemiarthroplasty		1		65	66
Knee arthroscopy - therapeutic				4	4
Knee replacement		3		2	5
Open reduction and extramedullary fixation of fracture				12	12
Open reduction and intramedullary fixation of fracture		1		36	37
Open reduction, no fixation of fracture			2		2
Other procedures on limbs		2		5	7
Other spinal procedure		1		9	10
Other upper limb procedures				1	1
Removal of implant	1		4		5
Revision of total hip replacement		2		11	13
Shoulder replacement				1	1
Spinal cord procedures		1		1	2
Tendon procedures				3	4*
Total hip replacement				6	6
Other procedures	11	6	9	0	26
Biopsy of skin	1				1
Block dissection of lymph nodes		4			4
Central venous catheter insertion	1		2		3
Dental extraction			1		1

Lymph node biopsy	4		1		5
Miscellaneous	4	1	3		8
Multiorgan resection		1			1
Suture of skin of head or neck	1				1
Vacuum dressing application			2		2
Plastic surgery	0	1	1	1	3
Free flap				1	1
Local flap			1		1
Split skin graft		1			1
Thoracic surgery	2	17	12	4	35
Bronchoscopy, therapeutic	2				2
Chest tube insertion			6		6
Lobectomy		16			16
Lung transplant				1	1
Procedures on bronchus				1	1
Resection of chest wall tumour		1			1
Thoracoscopy			6		6
Thoracotomy				2	2
Urology	3	14	13	7	37
Cystectomy		2		1	3
Diagnostic cystoscopy			3		3
Diagnostic ureteroscopy	2				2
Kidney transplant		2		3	5
Nephrectomy		6		2	8
Orchiopexy			1		1
Other bladder procedure			1		1
Other procedures for kidney stones		1			1
Procedures on penis		1			1
Prostatectomy		2			2
Replantation of ureter				1	1
Scrotal procedures			1		1
Transurethral resection of bladder tumour	1		2		3
Ureteric stent insertion			5		5
Vascular surgery	1	3	8	33	45
Bypass of femoral artery				5	5
Embolectomy / thrombectomy				10	10
Femoral artery endarterectomy		1		2	3
Formation of arterio-venous fistula		1		2	3
Other procedure	1		8	10	19
Repair of abdominal aorta aneurysm		1		2	3
Repair of femoral artery aneurysm				2	2
Missing procedure/ surgical grade details					36

*Urgency of surgery data missing for one patient who underwent small bowel resection, one who underwent laparoscopic adhesiolysis, one patient who underwent subtotal colectomy, one who underwent abdominal hysterectomy and one who underwent tendon repair

Supplementary Table 3: Unadjusted and adjusted models of predictors for 30-day mortality

	N (%)	Unadjusted Odds Ratio (95% CI)	Adjusted Odds Ratio (95% CI)	p-value
Age				
<70 years	512 (49.4)	1	1	
≥70 years	525 (50.6)	3.12 (2.31 to 4.22)	2.30 (1.65 to 3.22)	<0.0001
Sex				
Female	477 (46.0)	1	1	
Male	560 (54.0)	1.82 (1.35 to 2.44)	1.75 (1.28 to 2.40)	<0.0001
ASA grade				
1-2	356 (34.3)	1	1	
3-5	659 (63.6)	3.45 (2.41 to 4.94)	2.36 (1.58 to 3.53)	<0.0001
Unknown	22 (2.1)	2.73 (1.01 to 7.35)	2.42 (0.86 to 6.82)	0.094
Comorbidities				
None	108 (10.4)	1	1	
1	216 (20.8)	2.75 (1.24 to 6.13)	1.72 (0.75 to 3.97)	0.201
≥2	713 (68.8)	5.36 (2.56 to 11.21)	2.12 (0.95 to 4.71)	0.066
WCC (x10⁹/L)	10.4 (6.6)	1.00 (0.98 to 1.02)	1.00 (0.98 to 1.03)	0.811
Surgical diagnosis				
Benign/ Obstetric	584 (56.3)	1	1	
Malignant	239 (23.1)	1.35 (0.95 to 1.90)	1.55 (1.01 to 2.39)	0.046
Trauma	214 (20.6)	1.57 (1.11 to 2.23)	0.97 (0.65 to 1.45)	0.890
Urgency				
Elective	251 (24.2)	1	1	
Emergency	786 (75.8)	1.43 (1.01 to 2.02)	1.67 (1.06 to 2.63)	0.026
Grade of surgery				
Minor	233 (22.5)	1	1	
Major	804 (77.5)	1.83 (1.26 to 2.66)	1.52 (1.01 to 2.31)	0.047
SARS-CoV-2 diagnosis				
Preoperative	279 (26.9)	1	1	
Postoperative	758 (73.1)	1.28 (0.92 to 1.78)	0.94 (0.65 to 1.36)	0.753

The adjusted model included 1037 patients with complete data; 7 patients who died up to 30 days, and 84 patients who did not die were excluded due to missing data.

ASA: American Society of Anesthesiologists grade; CI: confidence interval; Severe acute respiratory syndrome coronavirus 2; WCC: white cell count

Supplementary Table 4: Unadjusted and adjusted models of predictors for 7-day mortality

	N (%)	Unadjusted Odds Ratio (95% CI)	Adjusted Odds Ratio (95% CI)	p-value
Age				
<70 years	512 (49.4)	1	1	
≥70 years	525 (50.6)	2.11 (1.18 to 3.80)	1.68 (0.89 to 3.20)	0.111
Sex				
Female	477 (46.0)	1	1	
Male	560 (54.0)	1.61 (0.92 to 2.84)	1.70 (0.93 to 3.08)	0.083
ASA grade				
1-2	356 (34.3)	1	1	
3-5	659 (63.6)	3.35 (1.58 to 7.11)	2.52 (1.10 to 5.77)	0.029
Unknown	22 (2.1)	4.36 (0.83 to 22.98)	4.27 (0.78 to 23.31)	0.094
Comorbidities				
None	108 (10.4)	1	1	
1	216 (20.8)	3.37 (0.73 to 15.59)	2.92 (0.60 to 14.21)	0.184
≥2	713 (68.8)	4.01 (0.94 to 17.10)	2.70 (0.58 to 12.66)	0.206
WCC (x10⁹/L)	10.4 (6.6)	1.04 (1.01 to 1.07)	1.02 (0.99 to 1.06)	0.128
Surgical diagnosis				
Benign/ Obstetric	584 (56.3)	1	1	
Malignant	239 (23.1)	1.17 (0.60 to 2.29)	1.84 (0.85 to 4.00)	0.122
Trauma	214 (20.6)	1.63 (0.77 to 3.46)	1.11 (0.50 to 2.44)	0.802
Urgency				
Elective	251 (24.2)	1	1	
Emergency	786 (75.8)	3.44 (1.42 to 8.33)	2.58 (0.93 to 7.16)	0.070
Grade of surgery				
Minor	233 (22.5)	1	1	
Major	804 (77.5)	1.86 (0.86 to 4.03)	2.20 (0.95 to 5.08)	0.065
SARS-CoV-2 diagnosis				
Preoperative	279 (26.9)	1	1	
Postoperative	758 (73.1)	0.30 (0.17 to 0.52)	0.25 (0.13 to 0.46)	<0.0001

The adjusted model included 1037 patients with complete data.

ASA: American Society of Anesthesiologists grade; CI: confidence interval; Severe acute respiratory syndrome coronavirus 2; WCC: white cell count

Supplementary Table 5: Unadjusted and adjusted models of predictors of pulmonary complications

	N (%)	Unadjusted Odds Ratio (95% CI)	Adjusted Odds Ratio (95% CI)	p-value
Age				
<70 years	509 (49.5)	1	1	
≥70 years	520 (50.5)	1.52 (1.13 to 2.04)	1.09 (0.78 to 1.52)	0.627
Sex				
Female	475 (46.2)	1	1	
Male	554 (53.8)	1.63 (1.22 to 2.16)	1.45 (1.07 to 1.96)	0.016
ASA grade				
1-2	355 (34.5)	1	1	
3-5	653 (63.5)	3.12 (2.25 to 4.34)	2.74 (1.89 to 3.99)	<0.0001
Unknown	21 (2.0)	3.87 (1.30 to 11.49)	3.73 (1.25 to 11.19)	0.019
Comorbidities				
None	108 (10.5)	1	1	
1	212 (20.6)	2.18 (1.24 to 3.84)	1.75 (0.97 to 3.16)	0.065
≥2	709 (68.9)	3.08 (1.84 to 5.13)	1.62 (0.91 to 2.87)	0.101
WCC (x10⁹/L)	10.4 (6.5)	1.01 (0.99 to 1.03)	1.01 (0.99 to 1.03)	0.445
Surgical diagnosis				
Benign/ Obstetric	579 (56.3)	1	1	
Malignant	238 (23.1)	1.12 (0.78 to 1.60)	1.13 (0.72 to 1.76)	0.596
Trauma	212 (20.6)	1.07 (0.71 to 1.61)	0.92 (0.58 to 1.43)	0.698
Urgency				
Elective	250 (24.3)	1	1	
Emergency	779 (75.7)	1.02 (0.72 to 1.43)	1.16 (0.75 to 1.82)	0.504
Grade of surgery				
Minor	231 (22.4)	1	1	
Major	798 (77.6)	1.33 (0.94 to 1.87)	1.22 (0.83 to 1.78)	0.318
SARS-CoV-2 diagnosis				
Preoperative	276 (26.8)	1	1	
Postoperative	753 (73.2)	1.51 (1.08 to 2.11)	1.41 (0.97 to 2.05)	0.076

The adjusted model included 1029 patients with complete data; 19 patients who developed pulmonary complications and 80 patients who did not develop pulmonary complications were excluded due to missing data.

ASA: American Society of Anesthesiologists grade; CI: confidence interval; Severe acute respiratory syndrome coronavirus 2; WCC: white cell count

Supplementary Table 6: Sensitivity analysis with adjusted models of predictors for 30-day mortality and pulmonary complications, in laboratory proven SARS-CoV-2 infected patients

	30-day mortality		Pulmonary complications	
	Adjusted Odds Ratio (95% CI)	p-value	Adjusted Odds Ratio (95% CI)	p-value
Age				
<70 years	1	<0.001	1	
≥70 years	2.38 (1.65 to 3.43)		0.94 (0.65 to 1.35)	0.734
Sex				
Female	1	<0.001	1	
Male	1.86 (1.32 to 2.61)		1.38 (1.00 to 1.91)	0.052
ASA grade				
1-2	1		1	
3-5	2.14 (1.38 to 3.32)	0.001	2.70 (1.80 to 4.05)	<0.0001
Unknown	2.14 (0.69 to 6.65)	0.188	3.47 (1.05 to 11.48)	0.041
Comorbidities				
None	1		1	
1	1.77 (0.68 to 4.61)	0.240	1.76 (0.90 to 3.43)	0.100
≥2	2.20 (0.89 to 5.47)	0.089	1.81 (0.95 to 3.45)	0.072
WCC (x10⁹/L)	1.00 (0.97 to 1.02)	0.839	1.01 (0.99 to 1.04)	0.327
Surgical diagnosis				
Benign/ Obstetric	1		1	
Malignant	1.68 (1.05 to 2.69)	0.032	1.04 (0.64 to 1.69)	0.862
Trauma	1.07 (0.70 to 1.62)	0.759	0.95 (0.59 to 1.51)	0.823
Urgency				
Elective	1		1	
Emergency	1.84 (1.13 to 3.00)	0.015	1.19 (0.74 to 1.93)	0.470
Grade of surgery				
Minor	1		1	
Major	1.35 (0.86 to 2.11)	0.188	1.28 (0.85 to 1.93)	0.240
SARS-CoV-2 diagnosis				
Preoperative	1		1	
Postoperative	0.94 (0.63 to 1.42)	0.779	1.21 (0.80 to 1.83)	0.368

The adjusted models included 901 patients with complete data for mortality and 893 with complete data for pulmonary complications.

ASA: American Society of Anesthesiologists grade; CI: confidence interval; Severe acute respiratory syndrome coronavirus 2; WCC: white cell count.

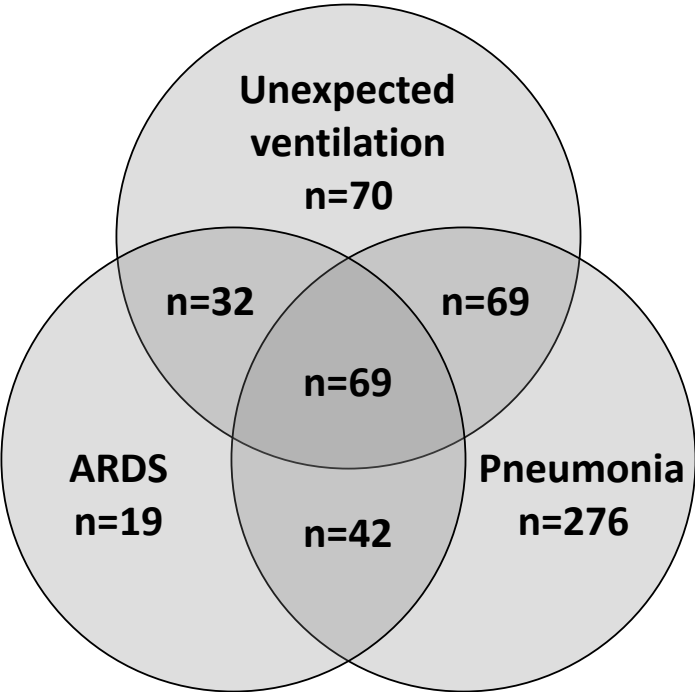
Supplementary Table 7: Sensitivity analysis with adjusted models of predictors for 30-day mortality and pulmonary complications, in patients diagnosed with SARS-CoV-2 pre-operatively

	30-day mortality		Pulmonary complications	
	Adjusted Odds Ratio (95% CI)	p-value	Adjusted Odds Ratio (95% CI)	p-value
Age				
<70 years	1		1	
≥70 years	1.83 (0.86 to 3.88)	0.116	0.97 (0.39 to 2.38)	0.946
Sex				
Female	1		1	
Male	2.37 (1.21 to 4.66)	0.012	2.06 (1.00 to 4.28)	0.051
ASA grade				
1 to 2	1		1	
3 to 5	4.67 (1.76 to 12.42)	0.002	9.78 (3.24 to 29.50)	<0.0001
Unknown	8.19 (1.03 to 65.30)	0.047	2.92 (0.23 to 36.96)	0.408
Comorbidities				
None	1		1	
1	1.55 (0.40 to 5.99)	0.526	1.81 (0.60 to 5.42)	0.289
≥2	2.73 (0.81 to 9.24)	0.105	0.79 (0.27 to 2.33)	0.668
WCC (x10⁹/L)	1.03 (0.99 to 1.07)	0.131	1.06 (1.00 to 1.12)	0.062
Surgical diagnosis				
Benign/ Obstetric	1		1	
Malignant	0.52 (0.17 to 1.59)	0.251	1.60 (0.45 to 5.69)	0.467
Trauma	1.03 (0.40 to 2.63)	0.950	2.13 (0.61 to 7.38)	0.235
Urgency				
Elective	1		1	
Emergency	1.54 (0.28 to 8.40)	0.620	2.09 (0.47 to 9.24)	0.333
Grade of surgery				
Minor	1		1	
Major	1.99 (0.91 to 4.35)	0.084	1.66 (0.69 to 3.99)	0.260

The adjusted models included 279 patients with complete data for mortality and 276 with complete data for pulmonary complications.

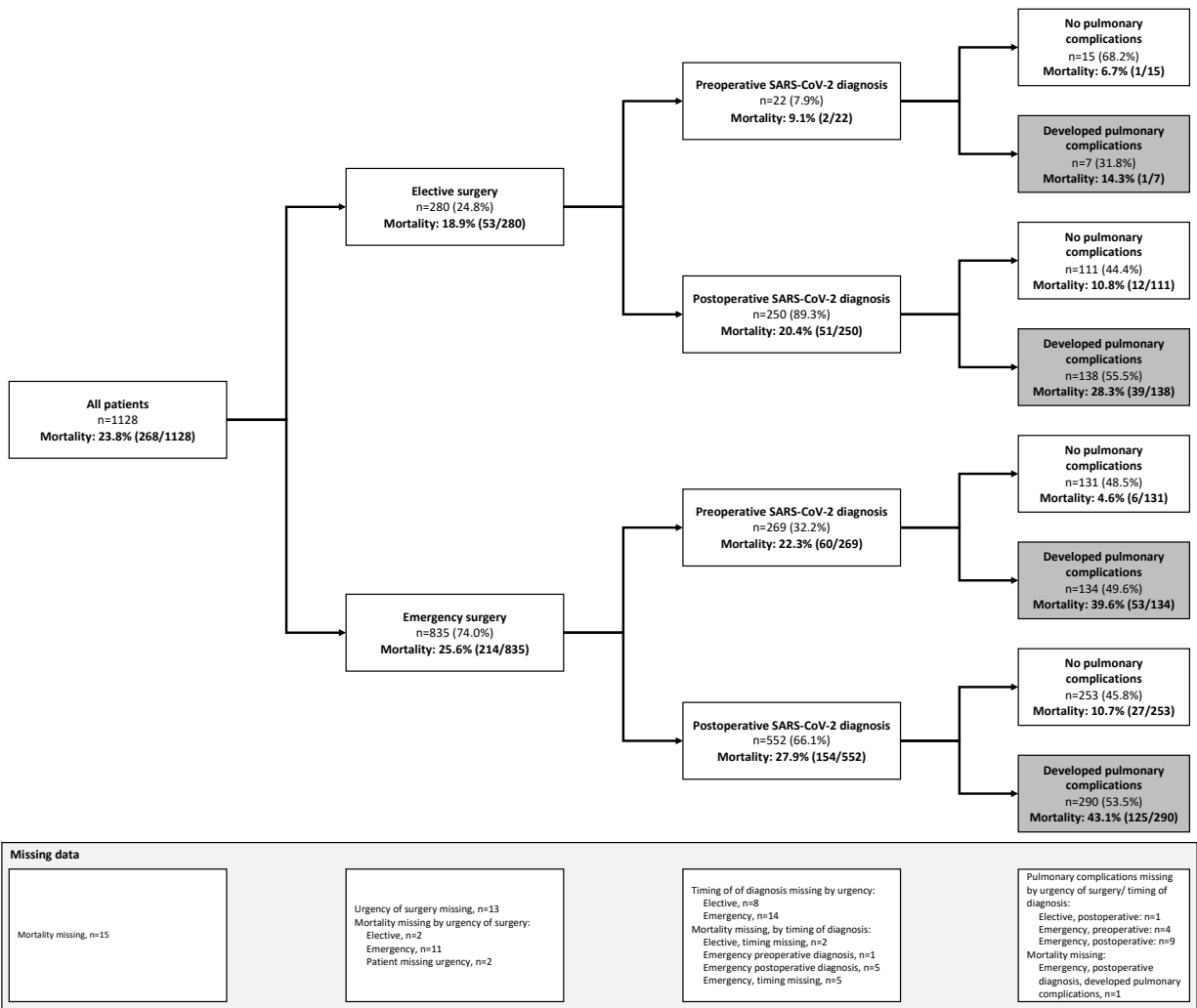
ASA: American Society of Anesthesiologists grade; CI: confidence interval; Severe acute respiratory syndrome coronavirus 2; WCC: white cell count

Supplementary Figure 1: Relationship between pulmonary complications



ARDS: acute respiratory distress syndrome.

Supplementary Figure 2: 30-day mortality rates stratified by timing of surgery and development of pulmonary complications including information on missing data



SARS-CoV-2: Severe acute respiratory syndrome coronavirus 2.

Pulmonary complications defined as pneumonia, acute respiratory distress syndrome, and/or unexpected postoperative ventilation.

† Procedure and indication information was available for 20 of the 22 elective patients with preoperative diagnosis of SARS-CoV-2. 50% (10/20) underwent cancer resections, 15% (3/20) underwent obstetric procedures, 10% (2/10) underwent surgery for injuries, and 25% (5/20) undergoing surgery for benign pathology.